



## HISTORIC PRESERVATION COMMISSION

Marc Elrich  
County Executive

Sandra I. Heiler  
Chairman

Date: January 28, 2021

### MEMORANDUM

TO: Mitra Pedoeem  
Department of Permitting Services

FROM: Dan Bruechert  
Historic Preservation Section  
Maryland-National Capital Park & Planning Commission

SUBJECT: Historic Area Work Permit # 937866 - Window Replacement

---

The Montgomery County Historic Preservation Commission (HPC) has reviewed the attached application for a Historic Area Work Permit (HAWP). This application was **approved** at the January 27, 2021 HPC meeting.

The HPC staff has reviewed and stamped the attached construction drawings.

THE BUILDING PERMIT FOR THIS PROJECT SHALL BE ISSUED CONDITIONAL UPON ADHERENCE TO THE ABOVE APPROVED HAWP CONDITIONS AND MAY REQUIRE APPROVAL BY DPS OR ANOTHER LOCAL OFFICE BEFORE WORK CAN BEGIN.

Applicant: Kushal Gupta  
Address: 9923 Sutherland Rd., Silver Spring

This HAWP approval is subject to the general condition that the applicant will obtain all other applicable Montgomery County or local government agency permits. After the issuance of these permits, the applicant must contact this Historic Preservation Office if any changes to the approved plan are made. Once work is complete the applicant will contact Dan Bruechert at 301.563.3400 or [dan.bruechert@montgomeryplanning.org](mailto:dan.bruechert@montgomeryplanning.org) to schedule a follow-up site visit.



On Behalf Of: Architectural Window Supply

Address: 2062 Generals Highway

Annapolis, MD 21401

Phone: 410-266-5254

Fax: (410) 279-1142

Contact: Jim Pasquarelli

Email: jim@archwin.com

Phone: 410-266-5254

Mobile: 410-703-4725

APPROVED

Montgomery County

Historic Preservation Commission

*Sandra L. Heiler*

**REVIEWED**

By Dan.Bruechert at 2:45 pm, Jan 28, 2021

**KOLBE**  
WINDOWS & DOORS

**We're for the visionaries.™**

Quote 977533D: Gott Primed

Project: Silver Spring

Printed: 12/30/2020 10:53:39 AM



Printed By: Jim Pasquarelli

Created: 12/28/2020

2020 Pricing

For warranty information please click this link or visit <https://www.kolbewindows.com/resources/warranties>

Line	Label	UOM	Quantity	Unit Price	Extended Price
001	Kitchen	EA	( 1 )	\$2,095.63	\$2,095.63

PERFORMANCE: Standard Performance

UNIT - VistaLuxe Rectangle Casement - Complete Unit, Crank Out, Hinging: Left - Stat - Right, Frame Style: Flush, Extruded Sash, Stop Profile: Square, 5/8" Performance Divided Lites, Second Bar Size: 0", Bar Profile - Exterior: Square (S4S), Bar Profile - Interior: Square (S4S), Black Spacers

GLASS: Glass Thickness: Double Glazed, Solar Low-E, Black Spacer, Glass Preserve / Neat+ Coating: No Preserve or Neat+ Coating, Square (S4S) Glazing Bead

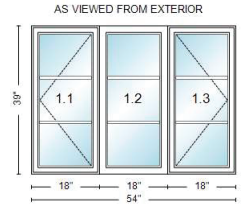
HARDWARE-ACCESSORIES: Standard Ashlar Handle, White Hardware, Apply Hardware, Crank Cover and Handle, BetterVue Fiberglass Screen

CASING-JAMBS-TRIM: Floor Sill on Bottommost Window(s): No Floor Sill, 4 9/16" Jambs, Jambs Applied, 6 5/16" Clips

SPECIES-FINISH-COLOR: Exterior Divided Lite Bar Finish: 70% Fluoropolymer, Exterior Frame Color: Onyx, Exterior Divided Lite Bar Color: Onyx, Interior Divided Lite Bar Finish: Primed Latex, Entire Unit No Fingerjoints (visible parts), Leave All Pine, Exterior Frame Finish: 70% Fluoropolymer, Exterior Sash Finish: 70% Fluoropolymer, Match All Exterior Colors, Onyx Exterior, Primed Latex Interior Frame, Primed Latex Interior Sash, White Screen, Entire Unit No Fingerjoints

MANUFACTURER NOTES:

Number of installation clips applied is configured for a DP20 installation design pressure. Kolbe also recommends adding an additional 1/2" to the standard rough opening.



Scaled to Fit

Rough Opening: 54 1/2" X 39 1/2"

Frame Size: 54" X 39"

Unit Dimension: 54" X 39"

002	Garage	EA	( 1 )	\$3,406.31	\$3,406.31
-----	--------	----	-------	------------	------------

PERFORMANCE: Standard Performance

UNIT - VistaLuxe Rectangle Casement - Complete Unit, Crank Out, Hinging: Left - Stat - Stat - Stat - Right, Frame Style: Flush, Extruded Sash, Stop Profile: Square, 5/8" Performance Divided Lites, Second Bar Size: 0", Bar Profile - Exterior: Square (S4S), Bar Profile - Interior: Square (S4S), Black Spacers

GLASS: Glass Thickness: Double Glazed, Solar Low-E, Black Spacer, Glass Preserve / Neat+ Coating: No Preserve or Neat+ Coating, Square (S4S) Glazing Bead

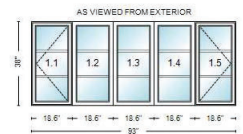
HARDWARE-ACCESSORIES: Standard Ashlar Handle, White Hardware, Apply Hardware, Crank Cover and Handle, BetterVue Fiberglass Screen

CASING-JAMBS-TRIM: Floor Sill on Bottommost Window(s): No Floor Sill, 4 9/16" Jambs, Jambs Applied, 6 5/16" Clips

SPECIES-FINISH-COLOR: Exterior Divided Lite Bar Finish: 70% Fluoropolymer, Exterior Frame Color: Onyx, Exterior Divided Lite Bar Color: Onyx, Interior Divided Lite Bar Finish: Primed Latex, Entire Unit No Fingerjoints (visible parts), Leave All Pine, Exterior Frame Finish: 70% Fluoropolymer, Exterior Sash Finish: 70% Fluoropolymer, Match All Exterior Colors, Onyx Exterior, Primed Latex Interior Frame, Primed Latex Interior Sash, White Screen, Entire Unit No Fingerjoints

MANUFACTURER NOTES:

Number of installation clips applied is configured for a DP20 installation design pressure. Kolbe also recommends adding an additional 1/2" to the standard rough opening.



Scaled to Fit

Rough Opening: 93 1/2" X 38 1/2"

Frame Size: 93" X 38"

Unit Dimension: 93" X 38"

**APPROVED**

Montgomery County  
Historic Preservation Commission



**REVIEWED**  
By Dan.Bruechert at 2:45 pm

Printed By: Jim Pasquarelli  
Created: 12/28/2020

003 Bed 1, Bed 2, Bed 3, Stairwell, Living Room EA (6) \$2,304.28 \$13,825.68

PERFORMANCE: Standard Performance

UNIT - VistaLuxe Rectangle Casement - Complete Unit, Crank Out, Hinging: Left - Stat - Right, Frame Style: Flush, Extruded Sash, Stop Profile: Square, 5/8" Performance Divided Lites, Second Bar Size: 0", Bar Profile - Exterior: Square (S4S), Bar Profile - Interior: Square (S4S), Black Spacers

GLASS: Glass Thickness: Double Glazed, Solar Low-E, Black Spacer, Glass Preserve / Neat+ Coating: No Preserve or Neat+ Coating, Square (S4S) Glazing Bead

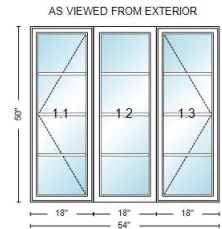
HARDWARE-ACCESSORIES: Standard Ashlar Handle, White Hardware, Apply Hardware, Crank Cover and Handle, BetterVue Fiberglass Screen

CASING-JAMBS-TRIM: Floor Sill on Bottommost Window(s): No Floor Sill, 4 9/16" Jambs, Jambs Applied, 6 5/16" Clips

SPECIES-FINISH-COLOR: Exterior Divided Lite Bar Finish: 70% Fluoropolymer, Exterior Frame Color: Onyx, Exterior Divided Lite Bar Color: Onyx, Interior Divided Lite Bar Finish: Primed Latex, Entire Unit No Fingerjoints (visible parts), Leave All Pine, Exterior Frame Finish: 70% Fluoropolymer, Exterior Sash Finish: 70% Fluoropolymer, Match All Exterior Colors, Onyx Exterior, Primed Latex Interior Frame, Primed Latex Interior Sash, White Screen, Entire Unit No Fingerjoints

MANUFACTURER NOTES:

Number of installation clips applied is configured for a DP20 installation design pressure. Kolbe also recommends adding an additional 1/2" to the standard rough opening.



Scaled to Fit

Rough Opening: 54 1/2" X 50 1/2"
Frame Size: 54" X 50"
Unit Dimension: 54" X 50"

004 Bed 1, Bed 2 EA (2) \$3,022.16 \$6,044.32

PERFORMANCE: Standard Performance

UNIT - VistaLuxe Rectangle Casement - Complete Unit, Crank Out, Hinging: Left - Stat - Stat - Right, Frame Style: Flush, Extruded Sash, Stop Profile: Square, 5/8" Performance Divided Lites, Second Bar Size: 0", Bar Profile - Exterior: Square (S4S), Bar Profile - Interior: Square (S4S), Black Spacers

GLASS: Glass Thickness: Double Glazed, Solar Low-E, Black Spacer, Glass Preserve / Neat+ Coating: No Preserve or Neat+ Coating, Square (S4S) Glazing Bead

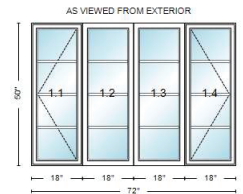
HARDWARE-ACCESSORIES: Standard Ashlar Handle, White Hardware, Apply Hardware, Crank Cover and Handle, BetterVue Fiberglass Screen

CASING-JAMBS-TRIM: Floor Sill on Bottommost Window(s): No Floor Sill, 4 9/16" Jambs, Jambs Applied, 6 5/16" Clips

SPECIES-FINISH-COLOR: Exterior Divided Lite Bar Finish: 70% Fluoropolymer, Exterior Frame Color: Onyx, Exterior Divided Lite Bar Color: Onyx, Interior Divided Lite Bar Finish: Primed Latex, Entire Unit No Fingerjoints (visible parts), Leave All Pine, Exterior Frame Finish: 70% Fluoropolymer, Exterior Sash Finish: 70% Fluoropolymer, Match All Exterior Colors, Onyx Exterior, Primed Latex Interior Frame, Primed Latex Interior Sash, White Screen, Entire Unit No Fingerjoints

MANUFACTURER NOTES:

Number of installation clips applied is configured for a DP20 installation design pressure. Kolbe also recommends adding an additional 1/2" to the standard rough opening.



Scaled to Fit

Rough Opening: 72 1/2" X 50 1/2"
Frame Size: 72" X 50"
Unit Dimension: 72" X 50"



REVIEWED
By Dan.Bruechert at 2:45 pm, Jan 28, 2021

Printed By: Jim Pasquarelli
Created: 12/28/2020

2020 Pricing
Summary Page 3 of 17

005 Bathroom EA (1) \$2,479.99 \$2,479.99

PERFORMANCE: Standard Performance

UNIT - VistaLuxe Rectangle Casement - Complete Unit, Crank Out, Hinging: Left - Stat - Right, Frame Style: Flush, Extruded Sash, Stop Profile: Square, 5/8" Performance Divided Lites, Second Bar Size: 0", Bar Profile - Exterior: Square (S4S), Bar Profile - Interior: Square (S4S), Black Spacers

GLASS: Tempered, Glass Thickness: Double Glazed, Solar Low-E, Black Spacer, Glass Preserve / Neat+ Coating: No Preserve or Neat+ Coating, Square (S4S) Glazing Bead

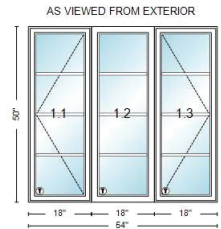
HARDWARE-ACCESSORIES: Standard Ashlar Handle, White Hardware, Apply Hardware, Crank Cover and Handle, BetterVue Fiberglass Screen

CASING-JAMBS-TRIM: Floor Sill on Bottommost Window(s): No Floor Sill, 4 9/16" Jambs, Jambs Applied, 6 5/16" Clips

SPECIES-FINISH-COLOR: Exterior Divided Lite Bar Finish: 70% Fluoropolymer, Exterior Frame Color: Onyx, Exterior Divided Lite Bar Color: Onyx, Interior Divided Lite Bar Finish: Primed Latex, Entire Unit No Fingerjoints (visible parts), Leave All Pine, Exterior Frame Finish: 70% Fluoropolymer, Exterior Sash Finish: 70% Fluoropolymer, Match All Exterior Colors, Onyx Exterior, Primed Latex Interior Frame, Primed Latex Interior Sash, White Screen, Entire Unit No Fingerjoints

MANUFACTURER NOTES:

Number of installation clips applied is configured for a DP20 installation design pressure. Kolbe also recommends adding an additional 1/2" to the standard rough opening.



Scaled to Fit

Rough Opening: 54 1/2" X 50 1/2"
Frame Size: 54" X 50"
Unit Dimension: 54" X 50"

006 Powder Room EA (1) \$711.84 \$711.84

PERFORMANCE: Standard Performance

UNIT - VistaLuxe Rectangle Casement - Complete Unit, Crank Out, Hinging: Right, Frame Style: Flush, Extruded Sash, Stop Profile: Square, 5/8" Performance Divided Lites, Second Bar Size: 0", Bar Profile - Exterior: Square (S4S), Bar Profile - Interior: Square (S4S), Black Spacers

GLASS: Glass Thickness: Double Glazed, Solar Low-E, Black Spacer, Glass Preserve / Neat+ Coating: No Preserve or Neat+ Coating, Square (S4S) Glazing Bead

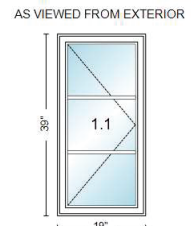
HARDWARE-ACCESSORIES: Standard Ashlar Handle, White Hardware, Apply Hardware, Crank Cover and Handle, BetterVue Fiberglass Screen

CASING-JAMBS-TRIM: Floor Sill on Bottommost Window(s): No Floor Sill, 4 9/16" Jambs, Jambs Applied, 6 5/16" Clips

SPECIES-FINISH-COLOR: Leave All Pine, Exterior Frame Finish: 70% Fluoropolymer, Exterior Sash Finish: 70% Fluoropolymer, Match All Exterior Colors, Onyx Exterior, Primed Latex Interior Frame, Primed Latex Interior Sash, White Screen, Entire Unit No Fingerjoints

MANUFACTURER NOTES:

Number of installation clips applied is configured for a DP20 installation design pressure. Kolbe adding an additional 1/2" to the standard rough opening.



Scaled to Fit

Rough Opening: 19 1/2" X 39 1/2"
Frame Size: 19" X 39"
Unit Dimension: 19" X 39"

APPROVED
Montgomery County
Historic Preservation Commission
Sandra L. Heiler

REVIEWED
By Dan.Bruechert at 2:45 pm, Jan 28, 2021

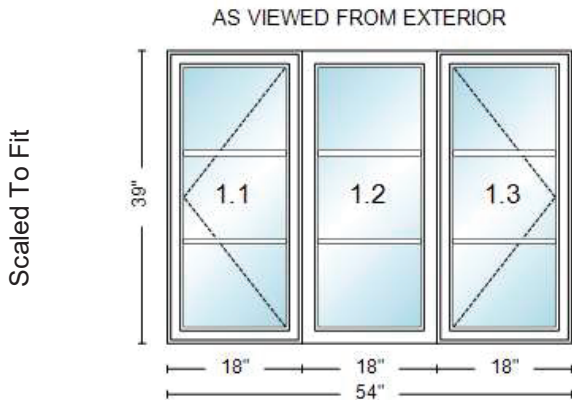
Printed By: Jim Pasquarelli
Created: 12/28/2020

2020 Pricing
Retail Summary Page 4 of 17

For warranty information please click this link or visit https://www.kolbewindows.com/resources/warranties

## Window and Door Details


Line Number 001-1  
 Label Kitchen  
 Number of Units in Assembly 3  
 Units 1.1, 1.2, 1.3: Product Name 3 Wide VistaLuxe Rectangle Casement (VLCS)  
 Configured in PK Version 665



Quantity (1)  
 Cubic Feet 10.34  
 Unit Price \$2,095.63  
 Extended Price \$2,095.63

\*\*\* Pricing Details \*\*\*

Unit 1 PDL	\$77.02
Unit 1 Non-Standard Size	\$118.20
Unit 1 Hardware Color	\$15.76
Unit 1 Glass	\$2.43
Unit 1 Interior Finish	\$22.33
Unit 1 Lite Finish	\$3.15
Unit 2 PDL	\$77.02
Unit 2 Non-Standard Size	\$118.20
Unit 2	\$2.43
Unit 2	\$22.33
Unit 2	\$3.15
Unit 3	\$77.02
Unit 3	\$118.20
Unit 3	\$15.76
Unit 3	\$2.43
Unit 3	\$22.33
Unit 3	\$3.15
Install	\$13.79



**REVIEWED**  
 By Dan.Bruechert at 2:45 pm, Jan 28, 2021

Collected \$1,380.93

\*\*\* Notes \*\*\*  
 Manufacturer Note: Number of installation clips applied is 6. We also recommends adding an additional 1/2" to the standard rough opening.

\*\*\* Overall Dimensions \*\*\*

Overall Frame Width 54"

Overall Frame Height	39"
Overall Rough Opening Width	54 1/2"
Overall Rough Opening Height	39 1/2"
Overall Unit Dimension Width	54"
Overall Unit Dimension Height	39"

\*\*\* Dimensions \*\*\*

Units 1.1, 1.2, 1.3: Individual Frame Width	18"
Units 1.1, 1.2, 1.3: Individual Frame Height	39"
Units 1.1, 1.2, 1.3: Brickmould Width	54"
Units 1.1, 1.2, 1.3: Brickmould Height	39"
Units 1.1, 1.2, 1.3: Glass Width	14 9/16"
Units 1.1, 1.2, 1.3: Glass Height	35 9/16"

\*\*\* Mull 1 \*\*\*

Connects Units	Unit 1.1, 1.2
Type	Factory Mull
Connection	Standard Mull
Width	Standard
Interior Mull Casing	Standard (13/16")

\*\*\* Mull 2 \*\*\*

Connects Units	Unit 1.2, 1.3
Type	Factory Mull
Connection	Standard Mull
Width	Standard
Interior Mull Casing	Standard (13/16")

\*\*\* Casing-Jamb-Trim \*\*\*

Floor Sill on Bottommost Window(s)	No Floor Sill
Exterior Casing/Accessories	No Casing
Nailing Fin	No
Jamb Depth	4 9/16"
Jamb Exact	No
Jamb Applied	Yes
Installation Clips	6 5/16" Clips
Show Mull Info on Drawing	No
Modify Interior Mull Casing	No
Ship Factory Mullled, Mull Covers Loose	No
Kolbe Installation Consulting	No

\*\*\* Performance \*\*\*

Units 1.1, 1.2, 1.3: Performance Standard Performance

\*\*\* Unit \*\*\*

Units 1.1, 1.2, 1.3: Unit Type	Complete Unit
Units 1.1, 1.2, 1.3: Model	Crank Out
Units 1.1, 1.2, 1.3: Production	Current
Unit 1.1: Hinging	Left
Unit 1.2: Hinging	Stationary
Unit 1.3: Hinging	Right
Units 1.1, 1.2, 1.3: Frame Style	Flush
Units 1.1, 1.3: Sash Material	Extruded
Units 1.1, 1.2, 1.3: Stop Profile	Square

Printed By: Jim Pasquarelli  
 Created: 12/28/2020

This report does not include Non-Kolbe Items

2020 Pricing

Window and Door Details Page 5 of 17

For warranty information please click this link or visit <https://www.kolbewindows.com/resources/warranties>

## Window and Door Details

### \*\*\* Glass \*\*\*

Units 1.1, 1.2, 1.3: Glass Thickness	Double Glazed
Units 1.1, 1.2, 1.3: Glass	Solar Low-E
Units 1.1, 1.2, 1.3: Glass Spacer	Black
Units 1.1, 1.2, 1.3: High Altitude	No
Units 1.1, 1.2, 1.3: Glass Preserve / Neat+ Coating	No Preserve or Neat+ Coating
Units 1.1, 1.3: Glazing Bead	Square (S4S)
Units 1.1, 1.2, 1.3: Glass Type	Clear
Units 1.1, 1.2, 1.3: Obscure / Opaque Glass	None
Units 1.1, 1.2, 1.3:	NOT Tempered

### \*\*\* Lite Divisions \*\*\*

Units 1.1, 1.2, 1.3: Lite Division	Performance Divided Lites
Units 1.1, 1.2, 1.3: Bar Profile - Exterior	Square (S4S)
Units 1.1, 1.2, 1.3: Bar Profile - Interior	Square (S4S)
Units 1.1, 1.2, 1.3: Bar Size	5/8"
Units 1.1, 1.2, 1.3: Internal Spacers	Black
Units 1.1, 1.2, 1.3: Second Bar Size	None
Units 1.1, 1.2, 1.3: Grid Pattern	Colonial
Units 1.1, 1.1, 1.2, 1.2, 1.3, 1.3: Colonial Divison	1W3H
Units 1.1, 1.2, 1.3: Grille Division Type	Specified
Units 1.2, 1.3: Lite Bar Alignment	Align Horizontal

### \*\*\* Hardware-Accessories \*\*\*

Units 1.1, 1.3: Window Hardware	Standard Ashlar Handle
Units 1.1, 1.3: Hardware Color	White
Units 1.1, 1.3: Apply Hardware	Yes
Units 1.1, 1.3: Custodial Lock	No
Units 1.1, 1.3: Crank Cover and Handle	Yes
Units 1.1, 1.3: Screen	Screen
Units 1.1, 1.3: Mesh Type	BetterVue Fiberglass
Units 1.1, 1.3: Screen(s) Applied	No
Units 1.1, 1.3: Window Opening Control Device	No

### \*\*\* Species-Finish-Color \*\*\*

Unit 1.2: Exterior Divided Lite Bar Finish	70% Fluoropolymer
Unit 1.2: Exterior Frame Color	Onyx
Unit 1.2: Exterior Divided Lite Bar Color	Onyx
Unit 1.2: Interior Divided Lite Bar Finish	Primed Latex
Units 1.1, 1.2, 1.3: Change Species	Leave All Pine
Units 1.1, 1.2, 1.3: Exterior Frame Finish	70% Fluoropolymer
Units 1.1, 1.3: Exterior Sash Finish	70% Fluoropolymer
Units 1.1, 1.3: Match All Exterior Colors	Yes
Units 1.1, 1.3: Exterior Color	Onyx
Units 1.1, 1.2, 1.3: Interior Frame Finish	Primed Latex
Units 1.1, 1.3: Interior Sash Finish	Primed Latex
Units 1.1, 1.3: Screen Color	White
Units 1.1, 1.3: Fingerjoints	Entire Unit No Fingerjoints
Unit 1.2: Fingerjoints	Entire Unit No Fingerjoints (visible parts)

APPROVED  
Montgomery County  
Historic Preservation Commission

*Sandra L. Heiler*

**REVIEWED**

By Dan.Bruechert at 2:45 pm, Jan 28, 2021



### Window and Door Details

Line Number 002-1  
 Label Garage  
 Number of Units in Assembly 5  
 Units 1.1, 1.2, 1.3, 1.4, 1.5: Product Name  
 5 Wide VistaLuxe Rectangle Casement (VLCS)  
 Configured in PK Version 665

Unit 5 Interior Finish	\$22.33
Unit 5 Lite Finish	\$3.15
Installation Clips	\$22.98
Collection Base Price	\$2,235.67

\*\*\* Notes \*\*\*

Manufacturer Note: Number of installation clips applied is configured for a DP20 installation design pressure. Kolbe also recommends adding an additional 1/2" to the standard rough opening.

\*\*\* Overall Dimensions \*\*\*

Overall Frame Width	93"
Overall Frame Height	38"
Overall Rough Opening Width	93 1/2"
Overall Rough Opening Height	38 1/2"
Overall Unit Dimension Width	93"
Overall Unit Dimension Height	38"

\*\*\* Dimensions \*\*\*

Units 1.1, 1.2, 1.3, 1.4, 1.5: Individual Frame Width	18 19/32"
Units 1.1, 1.2, 1.3, 1.4, 1.5: Individual Frame Height	38"
Units 1.1, 1.2, 1.3, 1.4, 1.5: Brickmould Width	93"
Units 1.1, 1.2, 1.3, 1.4, 1.5: Brickmould Height	38"
Units 1.1, 1.2, 1.3, 1.4, 1.5: Glass Width	15 5/32"
Units 1.1, 1.2, 1.3, 1.4, 1.5: Glass Height	34 9/16"

\*\*\* Mull 1 \*\*\*

Connects Units	Unit 1.1, 1.2
Type	Factory Mull
Connection	Standard Mull
Width	Standard
Interior Mull Casing	Standard (13/16")

\*\*\* Mull 2 \*\*\*

Connects Units	Unit 1.2, 1.3
Type	Factory Mull
Connection	Standard Mull
Width	Standard
Interior Mull Casing	Standard (13/16")

\*\*\* Mull 3 \*\*\*

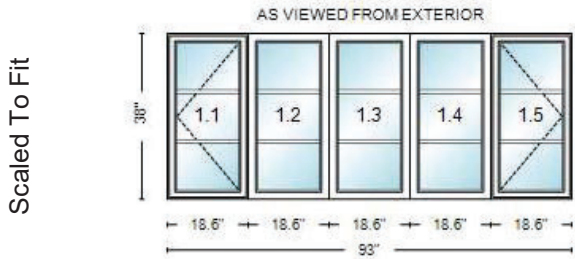
Connects Units	Unit 1.3, 1.4
Type	Factory Mull
Connection	Standard Mull
Width	Standard
Interior Mull Casing	Standard (13/16")

\*\*\* Mull 4 \*\*\*

Connects Units	Unit 1.4, 1.5
Type	Factory Mull
Connection	Standard Mull
Width	Standard
Interior Mull Casing	Standard (13/16")

\*\*\* Casing-Jamb-Trim \*\*\*

Floor Sill on Bottommost Window(s)	No Floor Sill
Exterior Casing/Accessories	No Casing



Quantity (1)  
 Cubic Feet 26.04  
 Unit Price \$3,406.31  
 Extended Price \$3,406.31

\*\*\* Pricing Details \*\*\*

Unit 1 PDL	\$77.02
Unit 1 Non-Standard Size	\$118.20
Unit 1 Hardware Color	\$15.76
Unit 1 Glass	\$2.53
Unit 1 Interior Finish	\$22.33
Unit 1 Lite Finish	\$3.15
Unit 2 PDL	\$77.02
Unit 2 Non-Standard Size	\$118.20
Unit 2 Glass	\$2.53
Unit 2 Interior Finish	\$22.33
Unit 2 Lite	\$3.15
Unit 3 PDL	\$77.02
Unit 3 Non-Standard Size	\$118.20
Unit 3 Glass	\$2.53
Unit 3 Interior Finish	\$22.33
Unit 3 Lite	\$3.15
Unit 4 PDL	\$77.02
Unit 4 Non-Standard Size	\$118.20
Unit 4 Glass	\$2.53
Unit 4 Interior Finish	\$22.33
Unit 4 Lite	\$3.15
Unit 5 PDL	\$77.02
Unit 5 Non-Standard Size	\$118.20
Unit 5 Glass	\$15.76
Unit 5 Lite	\$2.53

**APPROVED**

Montgomery County  
 Historic Preservation Commission

**REVIEWED**  
 By Dan.Bruechert at 2:46 pm, Jan 28, 2021



Printed By: Jim Pasquarelli  
 Created: 12/28/2020

This report does not include Non-Kolbe Items

2020 Pricing



## Window and Door Details

Nailing Fin	No
Jamb Depth	4 9/16"
Jambs Exact	No
Jambs Applied	Yes
Installation Clips	6 5/16" Clips
Show Mull Info on Drawing	No
Modify Interior Mull Casing	No
Ship Factory Mullled, Mull Covers Loose	No
Kolbe Installation Consulting	No

## \*\*\* Performance \*\*\*

Units 1.1, 1.2, 1.3, 1.4, 1.5: Performance  
Standard Performance

## \*\*\* Unit \*\*\*

Units 1.1, 1.2, 1.3, 1.4, 1.5: Unit Type	Complete Unit
Units 1.1, 1.2, 1.3, 1.4, 1.5: Model	Crank Out
Units 1.1, 1.2, 1.3, 1.4, 1.5: Production	Current
Unit 1.1: Hinging	Left
Units 1.2, 1.3, 1.4: Hinging	Stationary
Unit 1.5: Hinging	Right
Units 1.1, 1.2, 1.3, 1.4, 1.5: Frame Style	Flush
Units 1.1, 1.5: Sash Material	Extruded
Units 1.1, 1.2, 1.3, 1.4, 1.5: Stop Profile	Square

## \*\*\* Glass \*\*\*

Units 1.1, 1.2, 1.3, 1.4, 1.5: Glass Thickness	Double Glazed
Units 1.1, 1.2, 1.3, 1.4, 1.5: Glass	Solar Low-E
Units 1.1, 1.2, 1.3, 1.4, 1.5: Glass Spacer	Black
Units 1.1, 1.2, 1.3, 1.4, 1.5: High Altitude	No
Units 1.1, 1.2, 1.3, 1.4, 1.5: Glass Preserve / Neat+ Coating	No Preserve or Neat+ Coating
Units 1.1, 1.5: Glazing Bead	Square (S4S)
Units 1.1, 1.2, 1.3, 1.4, 1.5: Glass Type	Clear
Units 1.1, 1.2, 1.3, 1.4, 1.5: Obscure / Opaque Glass	None
Units 1.1, 1.2, 1.3, 1.4, 1.5:	NOT Tempered

## \*\*\* Lite Divisions \*\*\*

Units 1.1, 1.2, 1.3, 1.4, 1.5: Lite Division	Performance Divided Lites
Units 1.1, 1.2, 1.3, 1.4, 1.5: Bar Profile - Exterior	Square (S4S)
Units 1.1, 1.2, 1.3, 1.4, 1.5: Bar Profile - Interior	Square (S4S)
Units 1.1, 1.2, 1.3, 1.4, 1.5: Bar Size	5/8"
Units 1.1, 1.2, 1.3, 1.4, 1.5: Internal Spacers	Black
Units 1.1, 1.2, 1.3, 1.4, 1.5: Second Bar Size	None
Units 1.1, 1.2, 1.3, 1.4, 1.5: Grid Pattern	Colonial
Units 1.1, 1.1, 1.2, 1.2, 1.3, 1.3, 1.4, 1.4, 1.5, 1.5: Colonial Division	1W3H
Units 1.1, 1.2, 1.3, 1.4, 1.5: Grille Division Type	Specified
Units 1.2, 1.3, 1.4, 1.5: Lite Bar Alignment	Align Horizontal

## \*\*\* Hardware-Accessories \*\*\*

Units 1.1, 1.5: Window Hardware	Standard Ashlar Handle
Units 1.1, 1.5: Hardware Color	White
Units 1.1, 1.5: Apply Hardware	Yes

Units 1.1, 1.5: Custodial Lock	No
Units 1.1, 1.5: Crank Cover and Handle	Yes
Units 1.1, 1.5: Screen	Screen
Units 1.1, 1.5: Mesh Type	BetterVue Fiberglass
Units 1.1, 1.5: Screen(s) Applied	No
Units 1.1, 1.5: Window Opening Control Device	No

## \*\*\* Species-Finish-Color \*\*\*

Units 1.2, 1.3, 1.4: Exterior Divided Lite Bar Finish	70% Fluoropolymer
Units 1.2, 1.3, 1.4: Exterior Frame Color	Onyx
Units 1.2, 1.3, 1.4: Exterior Divided Lite Bar Color	Onyx
Units 1.2, 1.3, 1.4: Interior Divided Lite Bar Finish	Primed Latex
Units 1.1, 1.2, 1.3, 1.4, 1.5: Change Species	Leave All Pine
Units 1.1, 1.2, 1.3, 1.4, 1.5: Exterior Frame Finish	70% Fluoropolymer
Units 1.1, 1.5: Exterior Sash Finish	70% Fluoropolymer
Units 1.1, 1.5: Match All Exterior Colors	Yes
Units 1.1, 1.5: Exterior Color	Onyx
Units 1.1, 1.2, 1.3, 1.4, 1.5: Interior Frame Finish	Primed Latex
Units 1.1, 1.5: Interior Sash Finish	Primed Latex
Units 1.1, 1.5: Screen Color	White
Units 1.1, 1.5: Fingerjoints	Entire Unit No Fingerjoints
Units 1.2, 1.3, 1.4: Fingerjoints	Entire Unit No Fingerjoints (visible parts)

APPROVED

Montgomery County

Historic Preservation Commission



REVIEWED

By Dan.Bruechert at 2:46 pm, Jan 28, 2021



Printed By: Jim Pasquarelli

Created: 12/28/2020

This report does not include Non-Kolbe Items

2020 Pricing

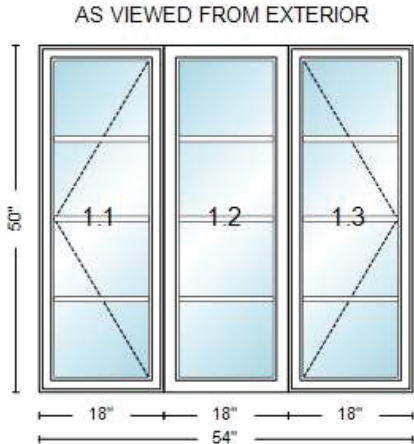
Window and Door Details Page 8 of 17

For warranty information please click this link or visit <https://www.kolbewindows.com/resources/warranties>

## Window and Door Details

Line Number 003-1  
 Label Bed 1, Bed 2, Bed 3, Stairwell, Living Room  
 Number of Units in Assembly 3  
 Units 1.1, 1.2, 1.3: Product Name 3 Wide VistaLuxe Rectangle Casement (VLCS)  
 Configured in PK Version 665

Scaled To Fit



Quantity (6)  
 Cubic Feet 13.26  
 Unit Price \$2,304.28  
 Extended Price \$13,825.68

\*\*\* Pricing Details \*\*\*

Unit 1 PDL	\$102.70
Unit 1 Non-Standard Size	\$118.20
Unit 1 Hardware Color	\$15.76
Unit 1 Glass	\$3.15
Unit 1 Interior Finish	\$22.33
Unit 1 Lite Finish	\$4.20
Unit 2 PDL	\$102.70
Unit 2 Non-Standard Size	\$118.20
Unit 2 Glass	\$3.15
Unit 2 Interior Finish	\$22.33
	\$4.20
	\$102.70
	\$118.20
	\$15.76
	\$3.15
	\$22.33
	\$4.20
	\$22.98
	\$1,498.04



...ops applied is

REVIEWED

By Dan.Bruechert at 2:46 pm, Jan 28, 2021

Overall Frame Height	50"
Overall Rough Opening Width	54 1/2"
Overall Rough Opening Height	50 1/2"
Overall Unit Dimension Width	54"
Overall Unit Dimension Height	50"

\*\*\* Dimensions \*\*\*

Units 1.1, 1.2, 1.3: Individual Frame Width	18"
Units 1.1, 1.2, 1.3: Individual Frame Height	50"
Units 1.1, 1.2, 1.3: Brickmould Width	54"
Units 1.1, 1.2, 1.3: Brickmould Height	50"
Units 1.1, 1.2, 1.3: Glass Width	14 9/16"
Units 1.1, 1.2, 1.3: Glass Height	46 9/16"

\*\*\* Mull 1 \*\*\*

Connects Units	Unit 1.1, 1.2
Type	Factory Mull
Connection	Standard Mull
Width	Standard
Interior Mull Casing	Standard (13/16")

\*\*\* Mull 2 \*\*\*

Connects Units	Unit 1.2, 1.3
Type	Factory Mull
Connection	Standard Mull
Width	Standard
Interior Mull Casing	Standard (13/16")

\*\*\* Casing-Jamb-Trim \*\*\*

Floor Sill on Bottommost Window(s)	No Floor Sill
Exterior Casing/Accessories	No Casing
Nailing Fin	No
Jamb Depth	4 9/16"
Jamb Exact	No
Jamb Applied	Yes
Installation Clips	6 5/16" Clips
Show Mull Info on Drawing	No
Modify Interior Mull Casing	No
Ship Factory Mullled, Mull Covers Loose	No
Kolbe Installation Consulting	No

\*\*\* Performance \*\*\*

Units 1.1, 1.2, 1.3: Performance	Standard Performance
----------------------------------	----------------------

\*\*\* Unit \*\*\*

Units 1.1, 1.2, 1.3: Unit Type	Complete Unit
Units 1.1, 1.2, 1.3: Model	Crank Out
Units 1.1, 1.2, 1.3: Production	Current
Unit 1.1: Hinging	Left
Unit 1.2: Hinging	Stationary
Unit 1.3: Hinging	Right
Units 1.1, 1.2, 1.3: Frame Style	Flush
Units 1.1, 1.3: Sash Material	Extruded
Units 1.1, 1.2, 1.3: Stop Profile	Square

## Window and Door Details

### \*\*\* Glass \*\*\*

Units 1.1, 1.2, 1.3: Glass Thickness	Double Glazed
Units 1.1, 1.2, 1.3: Glass	Solar Low-E
Units 1.1, 1.2, 1.3: Glass Spacer	Black
Units 1.1, 1.2, 1.3: High Altitude	No
Units 1.1, 1.2, 1.3: Glass Preserve / Neat+ Coating	No Preserve or Neat+ Coating
Units 1.1, 1.3: Glazing Bead	Square (S4S)
Units 1.1, 1.2, 1.3: Glass Type	Clear
Units 1.1, 1.2, 1.3: Obscure / Opaque Glass	None
Units 1.1, 1.2, 1.3:	NOT Tempered

### \*\*\* Lite Divisions \*\*\*

Units 1.1, 1.2, 1.3: Lite Division	Performance Divided Lites
Units 1.1, 1.2, 1.3: Bar Profile - Exterior	Square (S4S)
Units 1.1, 1.2, 1.3: Bar Profile - Interior	Square (S4S)
Units 1.1, 1.2, 1.3: Bar Size	5/8"
Units 1.1, 1.2, 1.3: Internal Spacers	Black
Units 1.1, 1.2, 1.3: Second Bar Size	None
Units 1.1, 1.2, 1.3: Grid Pattern	Colonial
Units 1.1, 1.1, 1.2, 1.2, 1.3, 1.3: Colonial Divison	1W4H
Units 1.1, 1.2, 1.3: Grille Division Type	Specified
Units 1.2, 1.3: Lite Bar Alignment	Align Horizontal

### \*\*\* Hardware-Accessories \*\*\*

Units 1.1, 1.3: Window Hardware	Standard Ashlar Handle
Units 1.1, 1.3: Hardware Color	White
Units 1.1, 1.3: Apply Hardware	Yes
Units 1.1, 1.3: Custodial Lock	No
Units 1.1, 1.3: Crank Cover and Handle	Yes
Units 1.1, 1.3: Screen	Screen
Units 1.1, 1.3: Mesh Type	BetterVue Fiberglass
Units 1.1, 1.3: Screen(s) Applied	No
Units 1.1, 1.3: Window Opening Control Device	No

### \*\*\* Species-Finish-Color \*\*\*

Unit 1.2: Exterior Divided Lite Bar Finish	70% Fluoropolymer
Unit 1.2: Exterior Frame Color	Onyx
Unit 1.2: Exterior Divided Lite Bar Color	Onyx
Unit 1.2: Interior Divided Lite Bar Finish	Primed Latex
Units 1.1, 1.2, 1.3: Change Species	Leave All Pine
Units 1.1, 1.2, 1.3: Exterior Frame Finish	70% Fluoropolymer
Units 1.1, 1.3: Exterior Sash Finish	70% Fluoropolymer
Units 1.1, 1.3: Match All Exterior Colors	Yes
Units 1.1, 1.3: Exterior Color	Onyx
Units 1.1, 1.2, 1.3: Interior Frame Finish	Primed Latex
Units 1.1, 1.3: Interior Sash Finish	Primed Latex
Units 1.1, 1.3: Screen Color	White
Units 1.1, 1.3: Fingerjoints	Entire Unit No Fingerjoints
Unit 1.2: Fingerjoints	Entire Unit No Fingerjoints (visible parts)



**REVIEWED**

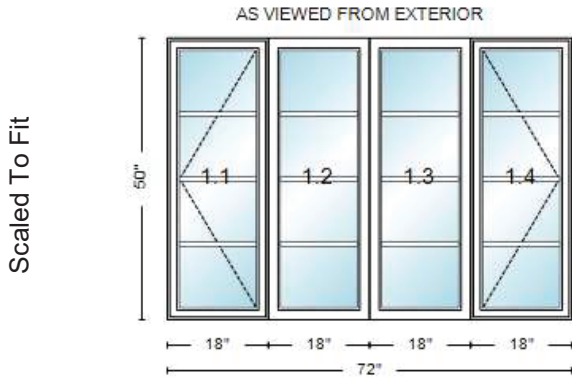
*By Dan.Bruechert at 2:46 pm, Jan 28, 2021*



## Window and Door Details

Line Number 004-1  
 Label Bed 1, Bed 2  
 Number of Units in Assembly 4  
 Units 1.1, 1.2, 1.3, 1.4: Product Name  
 4 Wide VistaLuxe Rectangle Casement (VLCS)  
 Configured in PK Version 665

**Manufacturer Note:** Number of installation clips applied is configured for a DP20 installation design pressure. Kolbe also recommends adding an additional 1/2" to the standard rough opening.



Quantity (2)  
 Cubic Feet 17.68  
 Unit Price \$3,022.16  
 Extended Price \$6,044.32

\*\*\* Pricing Details \*\*\*

Unit 1 PDL	\$102.70
Unit 1 Non-Standard Size	\$118.20
Unit 1 Hardware Color	\$15.76
Unit 1 Glass	\$3.15
Unit 1 Interior Finish	\$22.33
Unit 1 Lite Finish	\$4.20
Unit 2 PDL	\$102.70
Unit 2 Non-Standard Size	\$118.20
Unit 2 Glass	\$3.15
Unit 2 Interior Finish	\$22.33
Unit 2 Lite Finish	\$4.20
Unit 3 PDL	\$102.70
Unit 3 Non-Standard Size	\$118.20
Unit 3 Glass	\$3.15
Unit 3 Interior Finish	\$22.33
Unit 3 Lite Finish	\$4.20
Unit 4 PDL	\$102.70
Unit 4 Non-Standard Size	\$118.20
Unit 4 Glass	\$3.15
Unit 4 Interior Finish	\$22.33
Unit 4 Lite Finish	\$4.20

**APPROVED**

Montgomery County  
 Historic Preservation Commission

**REVIEWED**  
 By Dan.Bruechert at 2:46 pm, Jan 28, 2021

\*\*\* Overall Dimensions \*\*\*

Overall Frame Width	72"
Overall Frame Height	50"
Overall Rough Opening Width	72 1/2"
Overall Rough Opening Height	50 1/2"
Overall Unit Dimension Width	72"
Overall Unit Dimension Height	50"

\*\*\* Dimensions \*\*\*

Units 1.1, 1.2, 1.3, 1.4: Individual Frame Width	18"
Units 1.1, 1.2, 1.3, 1.4: Individual Frame Height	50"
Units 1.1, 1.2, 1.3, 1.4: Brickmould Width	72"
Units 1.1, 1.2, 1.3, 1.4: Brickmould Height	50"
Units 1.1, 1.2, 1.3, 1.4: Glass Width	14 9/16"
Units 1.1, 1.2, 1.3, 1.4: Glass Height	46 9/16"

\*\*\* Mull 1 \*\*\*

Connects Units	Unit 1.1, 1.2
Type	Factory Mull
Connection	Standard Mull
Width	Standard
Interior Mull Casing	Standard (13/16")

\*\*\* Mull 2 \*\*\*

Connects Units	Unit 1.2, 1.3
Type	Factory Mull
Connection	Standard Mull
Width	Standard
Interior Mull Casing	Standard (13/16")

\*\*\* Mull 3 \*\*\*

Connects Units	Unit 1.3, 1.4
Type	Factory Mull
Connection	Standard Mull
Width	Standard
Interior Mull Casing	Standard (13/16")

\*\*\* Casing-Jambs-Trim \*\*\*

Floor Sill on Bottommost Window(s)	No Floor Sill
Exterior Casing/Accessories	No Casing
Nailing Fin	No
Jamb Depth	4 9/16"
Jambs Exact	No
Jambs Applied	Yes
Installation Clips	6 5/16" Clips
Show Mull Info on Drawing	No
Modify Interior Mull Casing	No
Ship Factory Mull, Mull Covers Loose	No
Kolbe Installation Consulting	No

\*\*\* Performance \*\*\*

Units 1.1, 1.2, 1.3, 1.4: Performance	Standard Performance
---------------------------------------	----------------------

## Window and Door Details

### \*\*\* Unit \*\*\*

Units 1.1, 1.2, 1.3, 1.4: Unit Type	Complete Unit
Units 1.1, 1.2, 1.3, 1.4: Model	Crank Out
Units 1.1, 1.2, 1.3, 1.4: Production	Current
Unit 1.1: Hinging	Left
Units 1.2, 1.3: Hinging	Stationary
Unit 1.4: Hinging	Right
Units 1.1, 1.2, 1.3, 1.4: Frame Style	Flush
Units 1.1, 1.4: Sash Material	Extruded
Units 1.1, 1.2, 1.3, 1.4: Stop Profile	Square

### \*\*\* Glass \*\*\*

Units 1.1, 1.2, 1.3, 1.4: Glass Thickness	Double Glazed
Units 1.1, 1.2, 1.3, 1.4: Glass	Solar Low-E
Units 1.1, 1.2, 1.3, 1.4: Glass Spacer	Black
Units 1.1, 1.2, 1.3, 1.4: High Altitude	No
Units 1.1, 1.2, 1.3, 1.4: Glass Preserve / Neat+ Coating	No Preserve or Neat+ Coating
Units 1.1, 1.4: Glazing Bead	Square (S4S)
Units 1.1, 1.2, 1.3, 1.4: Glass Type	Clear
Units 1.1, 1.2, 1.3, 1.4: Obscure / Opaque Glass	None
Units 1.1, 1.2, 1.3, 1.4:	NOT Tempered

### \*\*\* Lite Divisions \*\*\*

Units 1.1, 1.2, 1.3, 1.4: Lite Division	Performance Divided Lites
Units 1.1, 1.2, 1.3, 1.4: Bar Profile - Exterior	Square (S4S)
Units 1.1, 1.2, 1.3, 1.4: Bar Profile - Interior	Square (S4S)
Units 1.1, 1.2, 1.3, 1.4: Bar Size	5/8"
Units 1.1, 1.2, 1.3, 1.4: Internal Spacers	Black
Units 1.1, 1.2, 1.3, 1.4: Second Bar Size	None
Units 1.1, 1.2, 1.3, 1.4: Grid Pattern	Colonial
Units 1.1, 1.1, 1.2, 1.2, 1.3, 1.3, 1.4, 1.4: Colonial Divison	1W4H
Units 1.1, 1.2, 1.3, 1.4: Grille Division Type	Specified
Units 1.2, 1.3, 1.4: Lite Bar Alignment	Align Horizontal

### \*\*\* Hardware-Accessories \*\*\*

Units 1.1, 1.4: Window Hardware	Standard Ashlar Handle
Units 1.1, 1.4: Hardware Color	White
Units 1.1, 1.4: Apply Hardware	Yes
Units 1.1, 1.4: Custodial Lock	No
Units 1.1, 1.4: Crank Cover and Handle	Yes
Units 1.1, 1.4: Screen	Screen
Units 1.1, 1.4: Mesh Type	BetterVue Fiberglass
Units 1.1, 1.4: Screen(s) Applied	No
Units 1.1, 1.4: Window Opening Control Device	No

### \*\*\* Species-Finish-Color \*\*\*

Units 1.2, 1.3: Exterior Divided Lite Bar Finish	70% Fluoropolymer
Units 1.2, 1.3: Exterior Frame Color	Onyx
Units 1.2, 1.3: Exterior Divided Lite Bar Color	Onyx
Units 1.2, 1.3: Interior Divided Lite Bar Finish	Primed Latex
Units 1.1, 1.2, 1.3, 1.4: Change Species	Leave All Pine

Units 1.1, 1.2, 1.3, 1.4: Exterior Frame Finish	70% Fluoropolymer
Units 1.1, 1.4: Exterior Sash Finish	70% Fluoropolymer
Units 1.1, 1.4: Match All Exterior Colors	Yes
Units 1.1, 1.4: Exterior Color	Onyx
Units 1.1, 1.2, 1.3, 1.4: Interior Frame Finish	Primed Latex
Units 1.1, 1.4: Interior Sash Finish	Primed Latex
Units 1.1, 1.4: Screen Color	White
Units 1.1, 1.4: Fingerjoints	Entire Unit No Fingerjoints
Units 1.2, 1.3: Fingerjoints	Entire Unit No Fingerjoints (visible parts)

**APPROVED**

Montgomery County  
Historic Preservation Commission

*Sandra L. Heiler*

**REVIEWED**

*By Dan.Bruechert at 2:46 pm, Jan 28, 2021*



Printed By: Jim Pasquarelli

Created: 12/28/2020

This report does not include Non-Kolbe Items

2020 Pricing

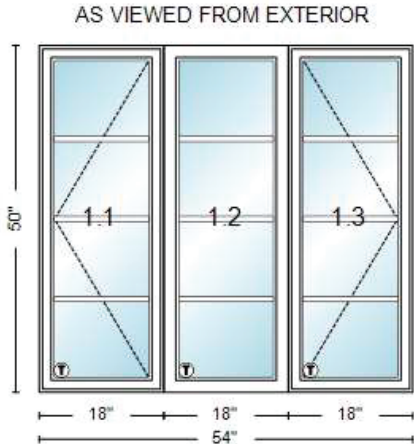
Window and Door Details Page 12 of 17

For warranty information please click this link or visit <https://www.kolbewindows.com/resources/warranties>

# Window and Door Details

Line Number	005-1
Label	Bathroom
Number of Units in Assembly	3
Units 1.1, 1.2, 1.3: Product Name	3 Wide VistaLuxe Rectangle Casement (VLCS)
Configured in PK Version	665

Scaled To Fit



Quantity	(1)
Cubic Feet	13.26
Unit Price	\$2,479.99
Extended Price	\$2,479.99

\*\*\* Pricing Details \*\*\*

Unit 1 PDL	\$102.70
Unit 1 Non-Standard Size	\$118.20
Unit 1 Hardware Color	\$15.76
Unit 1 Glass	\$61.73
Unit 1 Interior Finish	\$22.33
Unit 1 Lite Finish	\$4.20
Unit 2 PDL	\$102.70
Unit 2 Non-Standard Size	\$118.20
Unit 2 Glass	\$61.73
Unit	\$22.33
Unit	\$4.20
Unit	\$102.70
Unit	\$118.20
Unit	\$15.76
Unit	\$61.73
Unit	\$22.33
Unit	\$4.20
Insta	\$22.98
Colle	\$1,498.04

**APPROVED**

Montgomery County  
Historic Preservation Commission



**REVIEWED** By Dan.Bruechert at 2:46 pm, Jan 28, 2021

\*\*\* Overall Dimensions \*\*\*

Overall Frame Width	54"
---------------------	-----



Printed By: Jim Pasquarelli  
Created: 12/28/2020

This report does not include Non-Kolbe Items

2020 Pricing

Window and Door Details Page 13 of 17

For warranty information please click this link or visit <https://www.kolbewindows.com/resources/warranties>

Overall Frame Height	50"
Overall Rough Opening Width	54 1/2"
Overall Rough Opening Height	50 1/2"
Overall Unit Dimension Width	54"
Overall Unit Dimension Height	50"

\*\*\* Dimensions \*\*\*

Units 1.1, 1.2, 1.3: Individual Frame Width	18"
Units 1.1, 1.2, 1.3: Individual Frame Height	50"
Units 1.1, 1.2, 1.3: Brickmould Width	54"
Units 1.1, 1.2, 1.3: Brickmould Height	50"
Units 1.1, 1.2, 1.3: Glass Width	14 9/16"
Units 1.1, 1.2, 1.3: Glass Height	46 9/16"

\*\*\* Mull 1 \*\*\*

Connects Units	Unit 1.1, 1.2
Type	Factory Mull
Connection	Standard Mull
Width	Standard
Interior Mull Casing	Standard (13/16")

\*\*\* Mull 2 \*\*\*

Connects Units	Unit 1.2, 1.3
Type	Factory Mull
Connection	Standard Mull
Width	Standard
Interior Mull Casing	Standard (13/16")

\*\*\* Casing-Jamb-Trim \*\*\*

Floor Sill on Bottommost Window(s)	No Floor Sill
Exterior Casing/Accessories	No Casing
Nailing Fin	No
Jamb Depth	4 9/16"
Jamb Exact	No
Jamb Applied	Yes
Installation Clips	6 5/16" Clips
Show Mull Info on Drawing	No
Modify Interior Mull Casing	No
Ship Factory Mulled, Mull Covers Loose	No
Kolbe Installation Consulting	No

\*\*\* Performance \*\*\*

Units 1.1, 1.2, 1.3: Performance	Standard Performance
----------------------------------	----------------------

\*\*\* Unit \*\*\*

Units 1.1, 1.2, 1.3: Unit Type	Complete Unit
Units 1.1, 1.2, 1.3: Model	Crank Out
Units 1.1, 1.2, 1.3: Production	Current
Unit 1.1: Hinging	Left
Unit 1.2: Hinging	Stationary
Unit 1.3: Hinging	Right
Units 1.1, 1.2, 1.3: Frame Style	Flush
Units 1.1, 1.3: Sash Material	Extruded
Units 1.1, 1.2, 1.3: Stop Profile	Square

## Window and Door Details

### \*\*\* Glass \*\*\*

Units 1.1, 1.2, 1.3: Glass Thickness	Double Glazed
Units 1.1, 1.2, 1.3: Glass	Solar Low-E
Units 1.1, 1.2, 1.3: Glass Spacer	Black
Units 1.1, 1.2, 1.3: High Altitude	No
Units 1.1, 1.2, 1.3: Glass Preserve / Neat+ Coating	No Preserve or Neat+ Coating
Units 1.1, 1.3: Glazing Bead	Square (S4S)
Units 1.1, 1.2, 1.3: Glass Type	Clear
Units 1.1, 1.2, 1.3: Obscure / Opaque Glass	None
Units 1.1, 1.2, 1.3:	Tempered

### \*\*\* Lite Divisions \*\*\*

Units 1.1, 1.2, 1.3: Lite Division	Performance Divided Lites
Units 1.1, 1.2, 1.3: Bar Profile - Exterior	Square (S4S)
Units 1.1, 1.2, 1.3: Bar Profile - Interior	Square (S4S)
Units 1.1, 1.2, 1.3: Bar Size	5/8"
Units 1.1, 1.2, 1.3: Internal Spacers	Black
Units 1.1, 1.2, 1.3: Second Bar Size	None
Units 1.1, 1.2, 1.3: Grid Pattern	Colonial
Units 1.1, 1.1, 1.2, 1.2, 1.3, 1.3: Colonial Divison	1W4H
Units 1.1, 1.2, 1.3: Grille Division Type	Specified
Units 1.2, 1.3: Lite Bar Alignment	Align Horizontal

### \*\*\* Hardware-Accessories \*\*\*


Units 1.1, 1.3: Window Hardware	Standard Ashlar Handle
Units 1.1, 1.3: Hardware Color	White
Units 1.1, 1.3: Apply Hardware	Yes
Units 1.1, 1.3: Custodial Lock	No
Units 1.1, 1.3: Crank Cover and Handle	Yes
Units 1.1, 1.3: Screen	Screen
Units 1.1, 1.3: Mesh Type	BetterVue Fiberglass
Units 1.1, 1.3: Screen(s) Applied	No
Units 1.1, 1.3: Window Opening Control Device	No

### \*\*\* Species-Finish-Color \*\*\*

Unit 1.2: Exterior Divided Lite Bar Finish	70% Fluoropolymer
Unit 1.2: Exterior Frame Color	Onyx
Unit 1.2: Exterior Divided Lite Bar Color	Onyx
Unit 1.2: Interior Divided Lite Bar Finish	Primed Latex
Units 1.1, 1.2, 1.3: Change Species	Leave All Pine
Units 1.1, 1.2, 1.3: Exterior Frame Finish	70% Fluoropolymer
Units 1.1, 1.3: Exterior Sash Finish	70% Fluoropolymer
Units 1.1, 1.3: Match All Exterior Colors	Yes
Units 1.1, 1.3: Exterior Color	Onyx
Units 1.1, 1.2, 1.3: Interior Frame Finish	Primed Latex
Units 1.1, 1.3: Interior Sash Finish	Primed Latex
Units 1.1, 1.3: Screen Color	White
Units 1.1, 1.3: Fingerjoints	Entire Unit No Fingerjoints
Unit 1.2: Fingerjoints	Entire Unit No Fingerjoints (visible parts)

**APPROVED**

Montgomery County  
Historic Preservation Commission



**REVIEWED**

By Dan.Bruechert at 2:46 pm, Jan 28, 2021

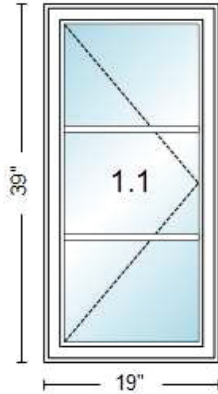


## Window and Door Details

Line Number 006-1  
 Label Powder Room  
 Product Name VistaLuxe Rectangle Casement (VLCS)  
 Configured in PK Version 665

Scaled To Fit

AS VIEWED FROM EXTERIOR



Quantity (1)  
 Cubic Feet 3.25  
 Unit Price \$711.84  
 Extended Price \$711.84

\*\*\* Pricing Details \*\*\*

PDL \$77.02  
 Non-Standard Size \$118.20  
 Hardware Color \$15.76  
 Glass \$2.59  
 Interior Finish \$22.33  
 Lite Finish \$3.15  
 Installation Clips \$13.79  
 Collection Base Price \$459.00

\*\*\* Notes \*\*\*

**Manufacturer Note:** Number of installation clips applied is configured for a DP20 installation design pressure. Kolbe also recommends adding an additional 1/2" to the standard rough opening.

\*\*\* Overall Dimensions \*\*\*

Overall Frame Width 19"  
 Overall Frame Height 39"  
 Overall Rough Opening Width 19 1/2"  
 Overall Rough Opening Height 39 1/2"  
 Overall Unit Dimension Width 19"  
 Overall Unit Dimension Height 39"

\*\*\* Dimensions \*\*\*

Individual Frame Width 19"  
 Individual Frame Height 39"  
 Brickmould Width 19"  
 Brickmould Height 39"  
 Glass Width 15 9/16"  
 Glass Height 35 9/16"

\*\*\* Casing-Jambs-Trim \*\*\*

Floor Sill on Bottommost Window(s) No Floor Sill  
 Exterior Casing/Accessories No Casing  
 Nailing Fin No  
 Jamb Depth 4 9/16"  
 Jambs Exact No  
 Jambs Applied Yes  
 Installation Clips 6 5/16" Clips  
 Kolbe Installation Consulting No

\*\*\* Performance \*\*\*

Performance Standard Performance

\*\*\* Unit \*\*\*

Unit Type Complete Unit  
 Model Crank Out  
 Production Current  
 Hinging Right  
 Frame Style Flush  
 Sash Material Extruded  
 Stop Profile Square

\*\*\* Glass \*\*\*

Glass Thickness Double Glazed  
 Glass Solar Low-E  
 Glass Spacer Black  
 High Altitude No  
 Glass Preserve / Neat+ Coating No Preserve or Neat+ Coating  
 Glazing Bead Square (S4S)  
 Glass Type Clear  
 Obscure / Opaque Glass None  
 NOT Tempered

\*\*\* Lite Divisions \*\*\*

Lite Division Performance Divided Lites  
 Bar Profile - Exterior Square (S4S)  
 Bar Profile - Interior Square (S4S)  
 B 5/8"  
 In Black  
 S None  
 G Colonial  
 C 1W3H  
 G Specified

W dard Ashlar Handle  
 H White  
 A Yes  
 C No  
 C Yes



Screen  
 Mesh Type BetterVue Fiberglass  
 Window Opening Control Device No



Printed By: Jim Pasquarelli  
 Created: 12/28/2020

This report does not include Non-Kolbe Items

2020 Pricing

Window and Door Details Page 15 of 17

For warranty information please click this link or visit <https://www.kolbewindows.com/resources/warranties>



### Window and Door Details

\*\*\* Species-Finish-Color \*\*\*

Change Species	Leave All Pine
Exterior Frame Finish	70% Fluoropolymer
Exterior Sash Finish	70% Fluoropolymer
Match All Exterior Colors	Yes
Exterior Color	Onyx
Interior Frame Finish	Primed Latex
Interior Sash Finish	Primed Latex
Screen Color	White
Fingerjoints	Entire Unit No Fingerjoints

APPROVED  
 Montgomery County  
 Historic Preservation Commission

*Sandra L. Heiler*

**REVIEWED**  
 By Dan.Bruechert at 2:46 pm, Jan 28, 2021

