



## HISTORIC PRESERVATION COMMISSION

Marc Elrich  
County Executive

Sandra I. Heiler  
Chairman

Date: August 14, 2020

### **MEMORANDUM**

TO: Mitra Pedoeem  
Department of Permitting Services

FROM: Michael Kyne  
Historic Preservation Section  
Maryland-National Capital Park & Planning Commission

SUBJECT: Historic Area Work Permit #900594: Window replacement

---

The Montgomery County Historic Preservation Commission (HPC) has reviewed the attached application for a Historic Area Work Permit (HAWP). This application was **Approved with conditions** at the July 29, 2020 HPC meeting.

### **Conditions**

- 1. Final approval of the proposed replacement windows is delegated to staff.**
- 2. The existing storm windows must be removed.**

The HPC staff has reviewed and stamped the attached construction drawings.

THE BUILDING PERMIT FOR THIS PROJECT SHALL BE ISSUED CONDITIONAL UPON ADHERENCE TO THE ABOVE APPROVED HAWP CONDITIONS AND MAY REQUIRE APPROVAL BY DPS OR ANOTHER LOCAL OFFICE BEFORE WORK CAN BEGIN.

Applicant: David Bend  
Address: 7417 Maple Avenue, Takoma Park

This HAWP approval is subject to the general condition that the applicant will obtain all other applicable Montgomery County or local government agency permits. After the issuance of these permits, the applicant must contact this Historic Preservation Office if any changes to the approved plan are made. Once work is complete the applicant will contact Michael Kyne at 301.563.3403 or [michael.kyne@montgomeryplanning.org](mailto:michael.kyne@montgomeryplanning.org) to schedule a follow-up site visit.



On Behalf Of: Merit Commercial Windows, Inc

Address: 10720 Richmond Hwy ATe A  
Lorton, VA 22079

Phone: 703-827-0003

Fax: 7038274005

Bid By: STEVE DAVIS

Contact: Steve Davis

Email: steve@meritwindows.com

Phone: 703-827-0003



**Bill To/Ship To:** DAVID BEND

NEED ADDRESS

TAKOMA PARK, MD 20910

Phone: 415-336-2278

Email: David Bend <dave.d.bend@gmail.com>

**Job Site:** DAVID BEND

NEED ADDRESS

TAKOMA PARK, MD 20910

Phone: 415-336-2278




WINDOWS & DOORS

**We're for the visionaries.™**

**REVIEWED**

*By Michael Kyne at 1:13 am, Aug 14, 2020*



**Quote TBDD: Bend Residence-Takoma Park MD**

**Project: Bend Residence-Takoma Park MD**

**Printed: 7/14/2020 8:50:43 PM**



Printed By: Steve Davis

Created: 7/14/2020

2020 Pricing

For warranty information please click this link or visit <https://www.kolbewindows.com/resources/warranties>

| Line | Label | UOM | Quantity | Unit Price | Extended Price |
|------|-------|-----|----------|------------|----------------|
|------|-------|-----|----------|------------|----------------|

|     |                   |    |       |            |            |
|-----|-------------------|----|-------|------------|------------|
| 001 | <b>DOWNSTAIRS</b> | EA | ( 4 ) | \$1,804.41 | \$7,217.64 |
|-----|-------------------|----|-------|------------|------------|

PERFORMANCE: Standard Performance

UNIT - Heritage Rectangle Double Hung - Complete Unit, Sterling, Wood Sash, Basic Jamb Profile: Beveled, Even Split, 5/8" Performance Divided Lites, Second Bar Size: 0", Bar Profile - Interior: Ovolo, Mill Finish Spacers

GLASS: Glass Thickness: Double Glazed, Solar Low-E, Mill Finish Spacer, Glass Preserve / Neat Coating: Glass Preserve without Neat Coating, Ovolo Glazing Bead

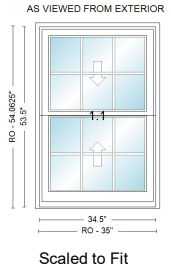
HARDWARE-ACCESSORIES: Lock Style: Signature, Clay (Rustic) Hardware, Screen: Half Screen, BetterVue Fiberglass Screen, Jambliner: Beige

CASING-JAMBS-TRIM: Standard Brickmould , Standard Sill Nosing , Apply Exterior Casing/Accessories, 5 5/16" Jambs, Jambs Applied, 10 1/16" Clips

SPECIES-FINISH-COLOR: Leave All Pine, Exterior Frame Finish: K-Kron2, Exterior Sash Finish: K-Kron2, Match All Exterior Colors, Ultra Pure White Exterior, Colored Prefinish Interior Frame, Colored Prefinish Interior Sash, Match All Interior Colors, Ultra Pure White Interior, Jambliner Cover: Wood Wrapped, Vertical Weatherstrip Color: Beige, Standard Fingerjoints

MANUFACTURER NOTES:

Number of installation clips applied is configured for a DP20 installation design pressure. Kolbe also recommends adding an additional 1/2" to the standard rough opening.



**Rough Opening:**  
35" X 54 1/16"

**Frame Size:**  
34 1/2" X 53 1/2"

**Unit Dimension:**  
36 7/8" X 55 3/16"

|     |                   |    |       |            |            |
|-----|-------------------|----|-------|------------|------------|
| 002 | <b>DOWNSTAIRS</b> | EA | ( 1 ) | \$1,487.04 | \$1,487.04 |
|-----|-------------------|----|-------|------------|------------|

PERFORMANCE: Standard Performance

UNIT - Heritage Rectangle Inswing Casement - Complete Unit, Inswing, Hinging (Outside View): Left, Wood Sash, 5/8" Performance Divided Lites, Second Bar Size: 1 1/8", Bar Profile - Interior: Ovolo, Mill Finish Spacers

GLASS: Glass Thickness: Double Glazed, Solar Low-E, Mill Finish Spacer, Glass Preserve / Neat Coating: Glass Preserve without Neat Coating, Ovolo Glazing Bead

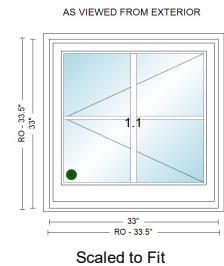
HARDWARE-ACCESSORIES: Multi-Point Lock, Clay (Rustic) Hardware, Bright Brass Hinges, BetterVue Fiberglass Screen

CASING-JAMBS-TRIM: Standard Brickmould , Standard Sill Nosing , Apply Exterior Casing/Accessories, 5 5/16" Jambs, 10 1/16" Clips

SPECIES-FINISH-COLOR: Leave All Pine, Exterior Frame Finish: K-Kron2, Exterior Sash Finish: K-Kron2, Match All Exterior Colors, Ultra Pure White Exterior, Colored Prefinish Interior Frame, Colored Prefinish Interior Sash, Match All Interior Colors, Ultra Pure White Interior, Beige Weatherstrip, Standard Fingerjoints

MANUFACTURER NOTES:

Opening(s) designated by a circled 'E' meet most national building codes for emergency escape and rescue requirements. Check local codes for additional requirements or desired configuration. Number of installation clips applied is configured for a DP20 installation design pressure. Kolbe also recommends adding an additional 1/2" to the standard rough opening.



**Rough Opening:**  
33 1/2" X 33 1/2"

**Frame Size:**  
33" X 33"

**Unit Dimension:**  
35 1/4" X 34 47/64"

**REVIEWED**

By Michael Kyne at 1:13 am, Aug 14, 2020

APPROVED  
Montgomery County  
Historic Preservation Commission  
*Sandra D. Heiler*



Printed By: Steve Davis

Created: 7/14/2020

2020 Pricing

Retail Summary Page 2 of 27

For warranty information please click this link or visit <https://www.kolbewindows.com/resources/warranties>

003 CHILD'S BED 1

EA (1)

\$1,804.41

\$1,804.41

PERFORMANCE: Standard Performance

UNIT - Heritage Rectangle Double Hung - Complete Unit, Sterling, Wood Sash, Basic Jamb Profile: Beveled, Even Split, 5/8" Performance Divided Lites, Second Bar Size: 0", Bar Profile - Interior: Ovolo, Mill Finish Spacers

GLASS: Glass Thickness: Double Glazed, Solar Low-E, Mill Finish Spacer, Glass Preserve / Neat Coating: Glass Preserve without Neat Coating, Ovolo Glazing Bead

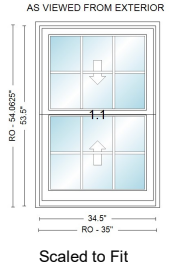
HARDWARE-ACCESSORIES: Lock Style: Signature, Clay (Rustic) Hardware, Screen: Half Screen, BetterVue Fiberglass Screen, Jambliner: Beige

CASING-JAMBS-TRIM: Standard Brickmould , Standard Sill Nosing , Apply Exterior Casing/Accessories, 5 5/16" Jambs, Jambs Applied, 10 1/16" Clips

SPECIES-FINISH-COLOR: Leave All Pine, Exterior Frame Finish: K-Kron2, Exterior Sash Finish: K-Kron2, Match All Exterior Colors, Ultra Pure White Exterior, Colored Prefinish Interior Frame, Colored Prefinish Interior Sash, Match All Interior Colors, Ultra Pure White Interior, Jambliner Cover: Wood Wrapped, Vertical Weatherstrip Color: Beige, Standard Fingerjoints

MANUFACTURER NOTES:

Number of installation clips applied is configured for a DP20 installation design pressure. Kolbe also recommends adding an additional 1/2" to the standard rough opening.



Rough Opening: 35" X 54 1/16"
Frame Size: 34 1/2" X 53 1/2"
Unit Dimension: 36 7/8" X 55 3/16"

004 CHILD'S BED 2

EA (1)

\$1,804.41

\$1,804.41

PERFORMANCE: Standard Performance

UNIT - Heritage Rectangle Double Hung - Complete Unit, Sterling, Wood Sash, Basic Jamb Profile: Beveled, Even Split, 5/8" Performance Divided Lites, Second Bar Size: 0", Bar Profile - Interior: Ovolo, Mill Finish Spacers

GLASS: Glass Thickness: Double Glazed, Solar Low-E, Mill Finish Spacer, Glass Preserve / Neat Coating: Glass Preserve without Neat Coating, Ovolo Glazing Bead

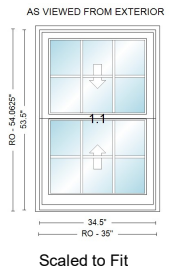
HARDWARE-ACCESSORIES: Lock Style: Signature, Clay (Rustic) Hardware, Screen: Half Screen, BetterVue Fiberglass Screen, Jambliner: Beige

CASING-JAMBS-TRIM: Standard Brickmould , Standard Sill Nosing , Apply Exterior Casing/Accessories, 5 5/16" Jambs, Jambs Applied, 10 1/16" Clips

SPECIES-FINISH-COLOR: Leave All Pine, Exterior Frame Finish: K-Kron2, Exterior Sash Finish: K-Kron2, Match All Exterior Colors, Ultra Pure White Exterior, Colored Prefinish Interior Frame, Colored Prefinish Interior Sash, Match All Interior Colors, Ultra Pure White Interior, Jambliner Cover: Wood Wrapped, Vertical Weatherstrip Color: Beige, Standard Fingerjoints

MANUFACTURER NOTES:

Number of installation clips applied is configured for a DP20 installation design pressure. Kolbe also recommends adding an additional 1/2" to the standard rough opening.



Rough Opening: 35" X 54 1/16"
Frame Size: 34 1/2" X 53 1/2"
Unit Dimension: 36 7/8" X 55 3/16"

REVIEWED
By Michael Kyne at 1:13 am, Aug 14, 2020

APPROVED
Montgomery County
Historic Preservation Commission
Sandra J. Heiler



Printed By: Steve Davis
Created: 7/14/2020

2020 Pricing
Retail Summary Page 3 of 27

005 ADULT BED

EA (1)

\$1,804.41

\$1,804.41

PERFORMANCE: Standard Performance

UNIT - Heritage Rectangle Double Hung - Complete Unit, Sterling, Wood Sash, Basic Jamb Profile: Beveled, Even Split, 5/8" Performance Divided Lites, Second Bar Size: 0", Bar Profile - Interior: Ovolo, Mill Finish Spacers

GLASS: Glass Thickness: Double Glazed, Solar Low-E, Mill Finish Spacer, Glass Preserve / Neat Coating: Glass Preserve without Neat Coating, Ovolo Glazing Bead

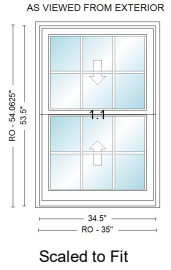
HARDWARE-ACCESSORIES: Lock Style: Signature, Clay (Rustic) Hardware, Screen: Half Screen, BetterVue Fiberglass Screen, Jambliner: Beige

CASING-JAMBS-TRIM: Standard Brickmould , Standard Sill Nosing , Apply Exterior Casing/Accessories, 5 5/16" Jambs, Jambs Applied, 10 1/16" Clips

SPECIES-FINISH-COLOR: Leave All Pine, Exterior Frame Finish: K-Kron2, Exterior Sash Finish: K-Kron2, Match All Exterior Colors, Ultra Pure White Exterior, Colored Prefinish Interior Frame, Colored Prefinish Interior Sash, Match All Interior Colors, Ultra Pure White Interior, Jambliner Cover: Wood Wrapped, Vertical Weatherstrip Color: Beige, Standard Fingerjoints

MANUFACTURER NOTES:

Number of installation clips applied is configured for a DP20 installation design pressure. Kolbe also recommends adding an additional 1/2" to the standard rough opening.



Rough Opening: 35" X 54 1/16"
Frame Size: 34 1/2" X 53 1/2"
Unit Dimension: 36 7/8" X 55 3/16"

006 ADULT BED

EA (2)

\$1,683.45

\$3,366.90

PERFORMANCE: Standard Performance

UNIT - Heritage Rectangle Double Hung - Complete Unit, Sterling, Wood Sash, Basic Jamb Profile: Beveled, Even Split, 5/8" Performance Divided Lites, Second Bar Size: 0", Bar Profile - Interior: Ovolo, Mill Finish Spacers

GLASS: Glass Thickness: Double Glazed, Solar Low-E, Mill Finish Spacer, Glass Preserve / Neat Coating: Glass Preserve without Neat Coating, Ovolo Glazing Bead

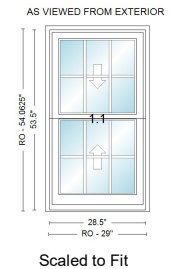
HARDWARE-ACCESSORIES: Lock Style: Signature, Clay (Rustic) Hardware, Screen: Half Screen, BetterVue Fiberglass Screen, Jambliner: Beige

CASING-JAMBS-TRIM: Standard Brickmould , Standard Sill Nosing , Apply Exterior Casing/Accessories, 5 5/16" Jambs, Jambs Applied, 10 1/16" Clips

SPECIES-FINISH-COLOR: Leave All Pine, Exterior Frame Finish: K-Kron2, Exterior Sash Finish: K-Kron2, Match All Exterior Colors, Ultra Pure White Exterior, Colored Prefinish Interior Frame, Colored Prefinish Interior Sash, Match All Interior Colors, Ultra Pure White Interior, Jambliner Cover: Wood Wrapped, Vertical Weatherstrip Color: Beige, Standard Fingerjoints

MANUFACTURER NOTES:

Number of installation clips applied is configured for a DP20 installation design pressure. Kolbe also recommends adding an additional 1/2" to the standard rough opening.



Rough Opening: 29" X 54 1/16"
Frame Size: 28 1/2" X 53 1/2"
Unit Dimension: 30 7/8" X 55 3/16"

REVIEWED
By Michael Kyne at 1:13 am, Aug 14, 2020

APPROVED
Montgomery County
Historic Preservation Commission
Sandra J. Heiler



Printed By: Steve Davis
Created: 7/14/2020

2020 Pricing

007 UPSTAIRS BATH

EA (1)

\$1,804.41

\$1,804.41

PERFORMANCE: Standard Performance

UNIT - Heritage Rectangle Double Hung - Complete Unit, Sterling, Wood Sash, Basic Jamb Profile: Beveled, Even Split, 5/8" Performance Divided Lites, Second Bar Size: 0", Bar Profile - Interior: Ovolo, Mill Finish Spacers

GLASS: Glass Thickness: Double Glazed, Solar Low-E, Mill Finish Spacer, Glass Preserve / Neat Coating: Glass Preserve without Neat Coating, Ovolo Glazing Bead

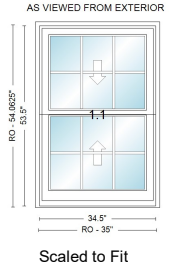
HARDWARE-ACCESSORIES: Lock Style: Signature, Clay (Rustic) Hardware, Screen: Half Screen, BetterVue Fiberglass Screen, Jambliner: Beige

CASING-JAMBS-TRIM: Standard Brickmould , Standard Sill Nosing , Apply Exterior Casing/Accessories, 5 5/16" Jambs, Jambs Applied, 10 1/16" Clips

SPECIES-FINISH-COLOR: Leave All Pine, Exterior Frame Finish: K-Kron2, Exterior Sash Finish: K-Kron2, Match All Exterior Colors, Ultra Pure White Exterior, Colored Prefinish Interior Frame, Colored Prefinish Interior Sash, Match All Interior Colors, Ultra Pure White Interior, Jambliner Cover: Wood Wrapped, Vertical Weatherstrip Color: Beige, Standard Fingerjoints

MANUFACTURER NOTES:

Number of installation clips applied is configured for a DP20 installation design pressure. Kolbe also recommends adding an additional 1/2" to the standard rough opening.



Rough Opening: 35" X 54 1/16"
Frame Size: 34 1/2" X 53 1/2"
Unit Dimension: 36 7/8" X 55 3/16"

008 BASEMENT

EA (1)

\$1,643.26

\$1,643.26

PERFORMANCE: Standard Performance

UNIT - Heritage Rectangle Inswing Casement - Complete Unit, Inswing, Hinging (Outside View): Left, Wood Sash, 5/8" Performance Divided Lites, Second Bar Size: 0", Bar Profile - Interior: Ovolo, Mill Finish Spacers

GLASS: Glass Thickness: Double Glazed, Solar Low-E, Mill Finish Spacer, Glass Preserve / Neat Coating: Glass Preserve without Neat Coating, Ovolo Glazing Bead

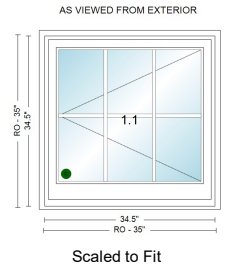
HARDWARE-ACCESSORIES: Multi-Point Lock, Antique Brass Hardware, Antique Brass Hinges, BetterVue Fiberglass Screen

CASING-JAMBS-TRIM: Standard Brickmould , Standard Sill Nosing , Apply Exterior Casing/Accessories, 5 5/16" Jambs, 10 1/16" Clips

SPECIES-FINISH-COLOR: Leave All Pine, Exterior Frame Finish: K-Kron2, Exterior Sash Finish: K-Kron2, Match All Exterior Colors, Ultra Pure White Exterior, Colored Prefinish Interior Frame, Colored Prefinish Interior Sash, Match All Interior Colors, Ultra Pure White Interior, Beige Weatherstrip, Standard Fingerjoints

MANUFACTURER NOTES:

Opening(s) designated by a circled 'E' meet most national building codes for emergency escape and rescue requirements. Check local codes for product compliance for desired application. Number of installation clips applied is configured for a DP20 installation design pressure. Kolbe also recommends adding an additional 1/2" to the standard rough opening.



Rough Opening: 35" X 35"
Frame Size: 34 1/2" X 34 1/2"
Unit Dimension: 36 3/4" X 36 15/64"

REVIEWED
By Michael Kyne at 1:13 am, Aug 14, 2020

APPROVED
Montgomery County
Historic Preservation Commission
Sandra J. Heiler



Printed By: Steve Davis
Created: 7/14/2020

2020 Pricing

Retail Summary Page 5 of 27

For warranty information please click this link or visit https://www.kolbewindows.com/resources/warranties

009 DOWNSTAIRS

EA (1)

\$1,430.72

\$1,430.72

PERFORMANCE: Standard Performance

UNIT - Heritage Rectangle Inswing Casement - Complete Unit, Inswing, Hinging (Outside View): Left, Wood Sash, 5/8" Performance Divided Lites, Second Bar Size: 1 1/8", Bar Profile - Interior: Ovolo, Mill Finish Spacers

GLASS: Glass Thickness: Double Glazed, Solar Low-E, Mill Finish Spacer, Glass Preserve / Neat Coating: Glass Preserve without Neat Coating, Ovolo Glazing Bead

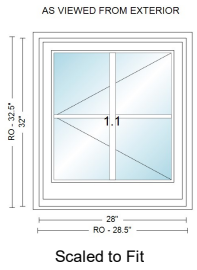
HARDWARE-ACCESSORIES: Multi-Point Lock, Antique Brass Hardware, Antique Brass Hinges, BetterVue Fiberglass Screen

CASING-JAMBS-TRIM: Standard Brickmould , Standard Sill Nosing , Apply Exterior Casing/Accessories, 5 5/16" Jambs, 10 1/16" Clips

SPECIES-FINISH-COLOR: Leave All Pine, Exterior Frame Finish: K-Kron2, Exterior Sash Finish: K-Kron2, Match All Exterior Colors, Ultra Pure White Exterior, Colored Prefinish Interior Frame, Colored Prefinish Interior Sash, Match All Interior Colors, Ultra Pure White Interior, Beige Weatherstrip, Standard Fingerjoints

MANUFACTURER NOTES:

Number of installation clips applied is configured for a DP20 installation design pressure. Kolbe also recommends adding an additional 1/2" to the standard rough opening.



Rough Opening: 28 1/2" X 32 1/2"
Frame Size: 28" X 32"
Unit Dimension: 30 1/4" X 33 47/64"

010 BASEMENT BATH

EA (1)

\$1,123.57

\$1,123.57

PERFORMANCE: Standard Performance

UNIT - Heritage Rectangle Awning - Complete Unit, Push Out, Hinging: Venting, Wood Sash, 1 1/8" Performance Divided Lites, Second Bar Size: 0", Bar Profile - Interior: Ovolo, Mill Finish Spacers

GLASS: Glass Thickness: Double Glazed, Solar Low-E, Mill Finish Spacer, Glass Preserve / Neat Coating: Glass Preserve without Neat Coating, Ovolo Glazing Bead

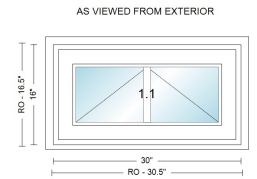
HARDWARE-ACCESSORIES: Single Point Lock, Natural Brass Hardware, Screen: Swinging Screen, BetterVue Fiberglass Screen, Screen(s) Applied

CASING-JAMBS-TRIM: Standard Brickmould , Standard Sill Nosing , Apply Exterior Casing/Accessories, 5 5/16" Jambs, Offset Jambs: No Offset, Jambs Applied, 10 1/16" Clips

SPECIES-FINISH-COLOR: Leave All Pine, Exterior Frame Finish: K-Kron2, Exterior Sash Finish: K-Kron2, Match All Exterior Colors, Ultra Pure White Exterior, Colored Prefinish Interior Frame, Colored Prefinish Interior Sash, Match All Interior Colors, Ultra Pure White Interior, Rustic Screen, Screen Finish: Colored Prefinish, Screen Finish Color: Ultra Pure White, Standard Fingerjoints

MANUFACTURER NOTES:

Number of installation clips applied is configured for a DP20 installation design pressure. Kolbe also recommends adding an additional 1/2" to the standard rough opening.



Rough Opening: 30 1/2" X 16 1/2"
Frame Size: 30" X 16"
Unit Dimension: 32 1/2" X 18"

REVIEWED
By Michael Kyne at 1:13 am, Aug 14, 2020

APPROVED
Montgomery County
Historic Preservation Commission
[Signature]



Printed By: Steve Davis
Created: 7/14/2020

2020 Pricing

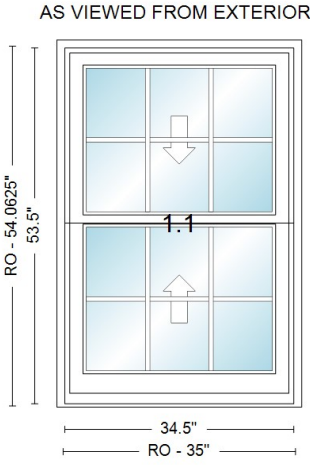
Retail Summary Page 6 of 27

For warranty information please click this link or visit https://www.kolbe.com/resources/warranties

## Window and Door Details

**Line Number** 001-1  
**Label** DOWNSTAIRS  
**Product Name** Heritage Rectangle Double Hung (WDH)  
**Configured in PK Version** 644

**Call Width** Custom  
**Call Height** Custom  
**Individual Frame Width** 34 1/2"  
**Individual Frame Height** 53 1/2"  
**Glass Width** 29"  
**Glass Height** 22 17/32"



Scaled To Fit

**Quantity** (4)  
**Cubic Feet** 10.19  
**Unit Price** \$1,804.41  
**Extended Price** \$7,217.64

\*\*\* Pricing Details \*\*\*

|                         |          |
|-------------------------|----------|
| Base Price              | \$581.59 |
| Lower Glass PDL         | \$178.60 |
| Upper Glass PDL         | \$178.60 |
| Screen                  | \$29.70  |
| Non-Standard Size       | \$136.89 |
| Lower Glass Glass       | \$3.69   |
| Upper Glass Glass       | \$3.69   |
| Exterior Finish         | \$270.55 |
| Screen Prep             | \$21.00  |
| Interior Finish         | \$204.97 |
| Extension Jamb          | \$57.36  |
| Lower Glass Lite Finish | \$56.93  |
| Upper Glass Lite Finish | \$56.93  |
| Installation Clips      | \$23.90  |

\*\*\* Notes \*\*\*  
**Manufacturer Note:** Number of installation clips is configured for a DP20 installation design process. We recommend adding an additional 1/2" to the standard rough opening.

\*\*\* Overall Dimensions \*\*\*

|                               |          |
|-------------------------------|----------|
| Overall Frame Width           | 34 1/2"  |
| Overall Frame Height          | 53 1/2"  |
| Overall Rough Opening Width   | 35"      |
| Overall Rough Opening Height  | 54 1/16" |
| Overall Unit Dimension Width  | 36 7/8"  |
| Overall Unit Dimension Height | 55 3/16" |

\*\*\* Dimensions \*\*\*

\*\*\* Casing-Jambs-Trim \*\*\*

Exterior Casing/Accessories Standard Brickmould  
 Back Bevel No  
 Sill Nosing Standard Sill Nosing  
 Extended Horns No  
 Apply Exterior Casing/Accessories Yes  
 Back Priming of Casing No  
 Back Priming of Frame No  
**Jamb Depth** 5 5/16"  
 Jambs Exact No  
 Jambs Applied Yes  
 Installation Clips 10 1/16" Clips  
**Kolbe Installation Consulting** No

\*\*\* Performance \*\*\*

Performance Standard Performance

\*\*\* Unit \*\*\*

Unit Type Complete Unit  
 Model Sterling  
 Production Current  
 Sash Material Wood  
 Basic Jamb Profile Beveled

\*\*\* Glass \*\*\*

Glass Thickness Double Glazed  
 Glass Solar Low-E  
 Glass Spacer Mill Finish  
 High Altitude No  
 Glass Preserve / Neat Coating Glass Preserve without Neat Coating  
 Glazing Bead Ovolo  
 Upper Glass - Glass Type Clear  
 Upper Glass - Obscure / Opaque Glass None  
 Upper Glass NOT Tempered

Lower Glass - Glass Type Clear  
 Lower Glass - Obscure / Opaque Glass None  
 Lower Glass NOT Tempered

\*\*\* Lite Divisions - Upper \*\*\*

Lite Division Performance Divided Lites  
 Bar Profile Interior APPROVED Ovolo  
 Bar Size 5/8"  
 Internal Spacers Montgomery County Mill Finish  
 Second Bar Size Historic Preservation Commission None  
 Grid Pattern Colonial  
 Colonial Division 3W2H

**REVIEWED**  
 By Michael Kyne at 1:13 am, Aug 14, 2020

Printed By: Steve Davis  
 Created: 7/14/2020

This report does not include Non-Kolbe items

2020 Pricing



## Window and Door Details

### \*\*\* Lite Divisions - Lower \*\*\*

|                        |                           |
|------------------------|---------------------------|
| Lite Division          | Performance Divided Lites |
| Bar Profile - Interior | Ovolo                     |
| Bar Size               | 5/8"                      |
| Internal Spacers       | Mill Finish               |
| Second Bar Size        | None                      |
| Grid Pattern           | Colonial                  |
| Colonial Divison       | 3W2H                      |
| Lite Bar Alignment     | Align Vertical            |

### \*\*\* Hardware-Accessories \*\*\*

|                               |                      |
|-------------------------------|----------------------|
| Lock Style                    | Signature            |
| Hardware Color                | Clay (Rustic)        |
| Bottom Sash Lift Handle(s)    | No                   |
| Screen                        | Half Screen          |
| Mesh Type                     | BetterVue Fiberglass |
| Screen(s) Applied             | No                   |
| Jambliner                     | Beige                |
| Window Opening Control Device | No                   |
| Class 5 Balance               | No                   |

### \*\*\* Species-Finish-Color \*\*\*

|                             |                       |
|-----------------------------|-----------------------|
| Change Species              | Leave All Pine        |
| Exterior Frame Finish       | K-Kron2               |
| Exterior Sash Finish        | K-Kron2               |
| Match All Exterior Colors   | Yes                   |
| Exterior Color              | Ultra Pure White      |
| Interior Frame Finish       | Colored Prefinish     |
| Interior Sash Finish        | Colored Prefinish     |
| Match All Interior Colors   | Yes                   |
| Interior Color              | Ultra Pure White      |
| Jambliner Cover             | Wood Wrapped          |
| Vertical Weatherstrip Color | Beige                 |
| Fingerjoints                | Standard Fingerjoints |

**REVIEWED**

By Michael Kyne at 1:13 am, Aug 14, 2020



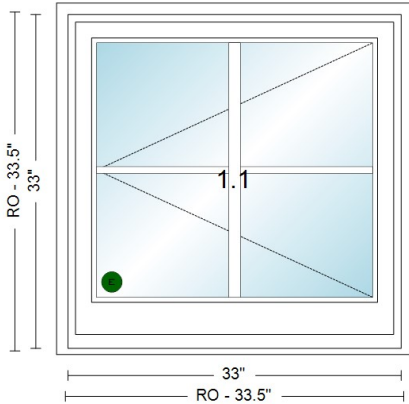
## Window and Door Details

**Line Number** 002-1  
**Label** DOWNSTAIRS  
**Product Name** Heritage Rectangle Inswing Casement (WICS)  
**Configured in PK Version** 644

**Call Width** Custom  
**Call Height** Custom  
**Individual Frame Width** 33"  
**Individual Frame Height** 33"  
**Glass Width** 28 5/16"  
**Glass Height** 26 1/8"

AS VIEWED FROM EXTERIOR

Scaled To Fit



**Quantity** (1)  
**Cubic Feet** 5.37  
**Unit Price** \$1,487.04  
**Extended Price** \$1,487.04

\*\*\* Casing-Jamb-Trim \*\*\*

Exterior Casing/Accessories Standard Brickmould  
 Back Bevel No  
 Sill Nosing Standard Sill Nosing  
 Extended Horns No  
 Apply Exterior Casing/Accessories Yes  
 Back Priming of Casing No  
 Back Priming of Frame No  
**Jamb Depth** 5 5/16"  
 Jamb Exact No  
 Installation Clips 10 1/16" Clips  
 Kolbe Installation Consulting No

\*\*\* Pricing Details \*\*\*

**Base Price** \$453.39  
**PDL** \$119.07  
**Non-Standard Size** \$101.40  
**Hardware Color** -\$22.92  
**Glass** \$4.35  
**Exterior Finish** \$189.76  
**Casement Unit Multiplier** \$333.17  
**Interior Finish** \$195.55  
**Extension Jamb** \$51.42  
**Lite Finish** \$37.95  
**Installation Clips** \$23.90

\*\*\* Performance \*\*\*

Performance Standard Performance

\*\*\* Unit \*\*\*

Unit Type Complete Unit  
 Model Inswing  
 Production Current  
 Clad Profile No  
 Hinging (Outside View) Left  
 Sash Material Wood

\*\*\* Glass \*\*\*

Glass Thickness Double Glazed  
 Glass Solar Low-E  
 Glass Spacer Mill Finish  
 High Altitude No  
 Glass Preserve / Neat Coating Glass Preserve without Neat Coating  
 Glazing Bead Ovol  
 Glass Type Clear  
 Obscure / Opaque Glass None  
 NOT Tempered

\*\*\* Notes \*\*\*

**Manufacturer Note:** Opening(s) designated by a circled 'E' meet most national building codes for emergency escape and rescue requirements. Check local codes for product compliance for desired application.

**Manufacturer Note:** Number of installation clips applied is configured for a DP20 installation design product. We recommend adding an additional 1/2" to the standard rough opening.

**REVIEWED**  
 By Michael Kyne at 1:13 am, Aug 14, 2020

\*\*\* Lite Divisions \*\*\*

Performance Divided Lites  
 Bar Profile - Interior Ovol  
 Bar Size 5/8"  
 Internal Spacers APPROVED Mill Finish  
 Second Bar Size Montgomery County 1 1/8"  
 Grid Pattern Historic Preservation Commission Colonial  
 Colonial Division 2W2H  
 Grille Division Type Specified  
 Horizontal Bar Size 1 5/8"  
 Vertical Bar Size *Sandra Heiler* 1 1/8"

\*\*\* Overall Dimensions \*\*\*

**Overall Frame Width** 33"  
**Overall Frame Height** 33"  
**Overall Rough Opening Width** 33 1/2"  
**Overall Rough Opening Height** 33 1/2"  
**Overall Unit Dimension Width** 35 1/4"  
**Overall Unit Dimension Height** 34 47/64"

\*\*\* Dimensions \*\*\*

## Window and Door Details

### \*\*\* Hardware-Accessories \*\*\*

|                   |                      |
|-------------------|----------------------|
| Window Hardware   | Multi-Point Lock     |
| Hardware Color    | Clay (Rustic)        |
| Hinge Color       | Bright Brass         |
| Screen            | Screen               |
| Mesh Type         | BetterVue Fiberglass |
| Screen(s) Applied | No                   |

### \*\*\* Species-Finish-Color \*\*\*

|                           |                       |
|---------------------------|-----------------------|
| Change Species            | Leave All Pine        |
| Exterior Frame Finish     | K-Kron2               |
| Exterior Sash Finish      | K-Kron2               |
| Match All Exterior Colors | Yes                   |
| Exterior Color            | Ultra Pure White      |
| Interior Frame Finish     | Colored Prefinish     |
| Interior Sash Finish      | Colored Prefinish     |
| Match All Interior Colors | Yes                   |
| Interior Color            | Ultra Pure White      |
| Weatherstrip Color        | Beige                 |
| Fingerjoints              | Standard Fingerjoints |

**REVIEWED**

*By Michael Kyne at 1:13 am, Aug 14, 2020*

APPROVED

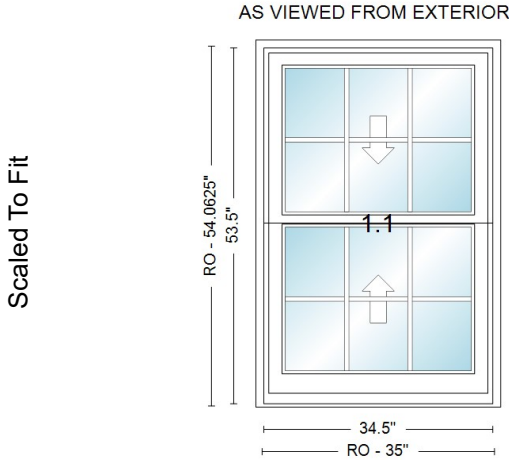
Montgomery County  
Historic Preservation Commission

*Sandra J. Heiler*



## Window and Door Details

Line Number **003-1**  
 Label **CHILD'S BED 1**  
 Product Name **Heritage Rectangle Double Hung (WDH)**  
 Configured in PK Version **644**



Quantity **(1)**  
 Cubic Feet **10.19**  
 Unit Price **\$1,804.41**  
 Extended Price **\$1,804.41**

\*\*\* Pricing Details \*\*\*

|                         |                 |
|-------------------------|-----------------|
| Base Price              | <b>\$581.59</b> |
| Lower Glass PDL         | <b>\$178.60</b> |
| Upper Glass PDL         | <b>\$178.60</b> |
| Screen                  | <b>\$29.70</b>  |
| Non-Standard Size       | <b>\$136.89</b> |
| Lower Glass Glass       | <b>\$3.69</b>   |
| Upper Glass Glass       | <b>\$3.69</b>   |
| Exterior Finish         | <b>\$270.55</b> |
| Screen Prep             | <b>\$21.00</b>  |
| Interior Finish         | <b>\$204.97</b> |
| Extension Jamb          | <b>\$57.36</b>  |
| Lower Glass Lite Finish | <b>\$56.93</b>  |
| Upper Glass Lite Finish | <b>\$56.93</b>  |
| Installation Clips      | <b>\$23.90</b>  |

\*\*\* Notes \*\*\*

**Manufacturer Note: Number of installation clips are configured for a DP20 installation design pressure. Manufacturer recommends adding an additional 1/2" to the standard rough opening.**

\*\*\* Overall Dimensions \*\*\*

|                               |                 |
|-------------------------------|-----------------|
| Overall Frame Width           | <b>34 1/2"</b>  |
| Overall Frame Height          | <b>53 1/2"</b>  |
| Overall Rough Opening Width   | <b>35"</b>      |
| Overall Rough Opening Height  | <b>54 1/16"</b> |
| Overall Unit Dimension Width  | <b>36 7/8"</b>  |
| Overall Unit Dimension Height | <b>55 3/16"</b> |

\*\*\* Dimensions \*\*\*

|                         |                  |
|-------------------------|------------------|
| Call Width              | <b>Custom</b>    |
| Call Height             | <b>Custom</b>    |
| Individual Frame Width  | <b>34 1/2"</b>   |
| Individual Frame Height | <b>53 1/2"</b>   |
| Glass Width             | <b>29"</b>       |
| Glass Height            | <b>22 17/32"</b> |

\*\*\* Casing-Jambs-Trim \*\*\*

|                                   |                      |
|-----------------------------------|----------------------|
| Exterior Casing/Accessories       | Standard Brickmould  |
| Back Bevel                        | No                   |
| Sill Nosing                       | Standard Sill Nosing |
| Extended Horns                    | No                   |
| Apply Exterior Casing/Accessories | Yes                  |
| Back Priming of Casing            | No                   |
| Back Priming of Frame             | No                   |
| Jamb Depth                        | <b>5 5/16"</b>       |
| Jambs Exact                       | No                   |
| Jambs Applied                     | Yes                  |
| Installation Clips                | 10 1/16" Clips       |
| Kolbe Installation Consulting     | No                   |

\*\*\* Performance \*\*\*

|             |                      |
|-------------|----------------------|
| Performance | Standard Performance |
|-------------|----------------------|

\*\*\* Unit \*\*\*

|                    |               |
|--------------------|---------------|
| Unit Type          | Complete Unit |
| Model              | Sterling      |
| Production         | Current       |
| Sash Material      | Wood          |
| Basic Jamb Profile | Beveled       |

\*\*\* Glass \*\*\*

|                                      |                                     |
|--------------------------------------|-------------------------------------|
| Glass Thickness                      | Double Glazed                       |
| Glass                                | Solar Low-E                         |
| Glass Spacer                         | Mill Finish                         |
| High Altitude                        | No                                  |
| Glass Preserve / Neat Coating        | Glass Preserve without Neat Coating |
| Glazing Bead                         | Ovolo                               |
| Upper Glass - Glass Type             | Clear                               |
| Upper Glass - Obscure / Opaque Glass | None                                |
| Upper Glass                          | NOT Tempered                        |
| Lower Glass - Glass Type             | Clear                               |
| Lower Glass - Obscure / Opaque Glass | None                                |
| Lower Glass                          | NOT Tempered                        |

\*\*\* Lite Divisions - Upper \*\*\*

|                        |                           |
|------------------------|---------------------------|
| Lite Division          | Performance Divided Lites |
| Bar Profile - Interior | APPROVED                  |
| Bar Size               | 5/8"                      |
| Internal Spacers       | Mill Finish               |
| Second Bar Size        | None                      |
| Grid Pattern           | Colonial                  |
| Colonial Division      | 3W2H                      |

*Sandra L. Heiler*



Printed By: Steve Davis

Created: 7/14/2020

This report does not include Non-Kolbe Items

2020 Pricing

Window and Door Details Page 11 of 27

For warranty information please click this link or visit <https://www.kolbewindows.com/resources/warranties>

REVIEWED

By Michael Kyne at 1:13 am, Aug 14, 2020

## Window and Door Details

### \*\*\* Lite Divisions - Lower \*\*\*

|                        |                           |
|------------------------|---------------------------|
| Lite Division          | Performance Divided Lites |
| Bar Profile - Interior | Ovolo                     |
| Bar Size               | 5/8"                      |
| Internal Spacers       | Mill Finish               |
| Second Bar Size        | None                      |
| Grid Pattern           | Colonial                  |
| Colonial Divison       | 3W2H                      |
| Lite Bar Alignment     | Align Vertical            |

### \*\*\* Hardware-Accessories \*\*\*

|                               |                      |
|-------------------------------|----------------------|
| Lock Style                    | Signature            |
| Hardware Color                | Clay (Rustic)        |
| Bottom Sash Lift Handle(s)    | No                   |
| Screen                        | Half Screen          |
| Mesh Type                     | BetterVue Fiberglass |
| Screen(s) Applied             | No                   |
| Jambliner                     | Beige                |
| Window Opening Control Device | No                   |
| Class 5 Balance               | No                   |

### \*\*\* Species-Finish-Color \*\*\*

|                             |                       |
|-----------------------------|-----------------------|
| Change Species              | Leave All Pine        |
| Exterior Frame Finish       | K-Kron2               |
| Exterior Sash Finish        | K-Kron2               |
| Match All Exterior Colors   | Yes                   |
| Exterior Color              | Ultra Pure White      |
| Interior Frame Finish       | Colored Prefinish     |
| Interior Sash Finish        | Colored Prefinish     |
| Match All Interior Colors   | Yes                   |
| Interior Color              | Ultra Pure White      |
| Jambliner Cover             | Wood Wrapped          |
| Vertical Weatherstrip Color | Beige                 |
| Fingerjoints                | Standard Fingerjoints |

**REVIEWED**

*By Michael Kyne at 1:13 am, Aug 14, 2020*

APPROVED

Montgomery County  
Historic Preservation Commission

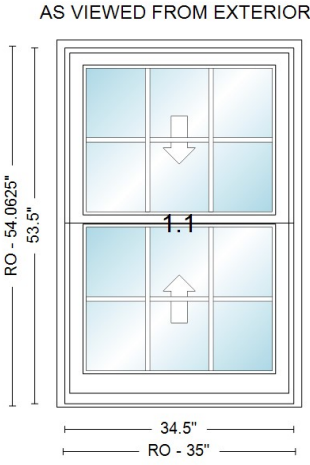
*Sandra L. Heiler*



## Window and Door Details

Line Number **004-1**  
 Label **CHILD'S BED 2**  
 Product Name **Heritage Rectangle Double Hung (WDH)**  
 Configured in PK Version **644**

**Call Width** Custom  
**Call Height** Custom  
**Individual Frame Width** 34 1/2"  
**Individual Frame Height** 53 1/2"  
**Glass Width** 29"  
**Glass Height** 22 17/32"



Quantity **(1)**  
 Cubic Feet **10.19**  
 Unit Price **\$1,804.41**  
 Extended Price **\$1,804.41**

\*\*\* Pricing Details \*\*\*

|                         |                 |
|-------------------------|-----------------|
| Base Price              | <b>\$581.59</b> |
| Lower Glass PDL         | <b>\$178.60</b> |
| Upper Glass PDL         | <b>\$178.60</b> |
| Screen                  | <b>\$29.70</b>  |
| Non-Standard Size       | <b>\$136.89</b> |
| Lower Glass Glass       | <b>\$3.69</b>   |
| Upper Glass Glass       | <b>\$3.69</b>   |
| Exterior Finish         | <b>\$270.55</b> |
| Screen Prep             | <b>\$21.00</b>  |
| Interior Finish         | <b>\$204.97</b> |
| Extension Jamb          | <b>\$57.36</b>  |
| Lower Glass Lite Finish | <b>\$56.93</b>  |
| Upper Glass Lite Finish | <b>\$56.93</b>  |
| Installation Clips      | <b>\$22.00</b>  |

\*\*\* Casing-Jambs-Trim \*\*\*

|                                   |                      |
|-----------------------------------|----------------------|
| Exterior Casing/Accessories       | Standard Brickmould  |
| Back Bevel                        | No                   |
| Sill Nosing                       | Standard Sill Nosing |
| Extended Horns                    | No                   |
| Apply Exterior Casing/Accessories | Yes                  |
| Back Priming of Casing            | No                   |
| Back Priming of Frame             | No                   |
| <b>Jamb Depth</b>                 | <b>5 5/16"</b>       |
| Jambs Exact                       | No                   |
| Jambs Applied                     | Yes                  |
| Installation Clips                | 10 1/16" Clips       |
| Kolbe Installation Consulting     | No                   |

\*\*\* Performance \*\*\*

|             |                      |
|-------------|----------------------|
| Performance | Standard Performance |
|-------------|----------------------|

\*\*\* Unit \*\*\*

|                    |               |
|--------------------|---------------|
| Unit Type          | Complete Unit |
| Model              | Sterling      |
| Production         | Current       |
| Sash Material      | Wood          |
| Basic Jamb Profile | Beveled       |

\*\*\* Glass \*\*\*

|                                      |                                     |
|--------------------------------------|-------------------------------------|
| Glass Thickness                      | Double Glazed                       |
| Glass                                | Solar Low-E                         |
| Glass Spacer                         | Mill Finish                         |
| High Altitude                        | No                                  |
| Glass Preserve / Neat Coating        | Glass Preserve without Neat Coating |
| Glazing Bead                         | Ovolo                               |
| Upper Glass - Glass Type             | Clear                               |
| Upper Glass - Obscure / Opaque Glass | None                                |
| Upper Glass                          | NOT Tempered                        |
| Lower Glass - Glass Type             | Clear                               |
| Lower Glass - Obscure / Opaque Glass | None                                |
| Lower Glass                          | NOT Tempered                        |

\*\*\* Notes \*\*\*

**Manufacturer Note: Number of installation clips applied is configured for a DP20 installation design per the manufacturer's instructions. We recommend adding an additional 1/2" to the standard rough opening.**

**REVIEWED**  
 By Michael Kyne at 1:13 am, Aug 14, 2020

\*\*\* Overall Dimensions \*\*\*

|                               |                 |
|-------------------------------|-----------------|
| Overall Frame Width           | <b>34 1/2"</b>  |
| Overall Frame Height          | <b>53 1/2"</b>  |
| Overall Rough Opening Width   | <b>35"</b>      |
| Overall Rough Opening Height  | <b>54 1/16"</b> |
| Overall Unit Dimension Width  | <b>36 7/8"</b>  |
| Overall Unit Dimension Height | <b>55 3/16"</b> |

\*\*\* Lite Divisions - Upper \*\*\*

|                        |                                  |                           |
|------------------------|----------------------------------|---------------------------|
| Lite Division          | APPROVED                         | Performance Divided Lites |
| Bar Profile - Interior | Montgomery County                | Ovolo                     |
| Bar Size               |                                  | 5/8"                      |
| Internal Spacers       | Historic Preservation Commission | Mill Finish               |
| Second Bar Size        |                                  | None                      |
| Grid Pattern           |                                  | Colonial                  |
| Colonial Division      | <i>Sandra J. Heiler</i>          | 3W2H                      |

## Window and Door Details

### \*\*\* Lite Divisions - Lower \*\*\*

|                        |                           |
|------------------------|---------------------------|
| Lite Division          | Performance Divided Lites |
| Bar Profile - Interior | Ovolo                     |
| Bar Size               | 5/8"                      |
| Internal Spacers       | Mill Finish               |
| Second Bar Size        | None                      |
| Grid Pattern           | Colonial                  |
| Colonial Divison       | 3W2H                      |
| Lite Bar Alignment     | Align Vertical            |

### \*\*\* Hardware-Accessories \*\*\*

|                               |                      |
|-------------------------------|----------------------|
| Lock Style                    | Signature            |
| Hardware Color                | Clay (Rustic)        |
| Bottom Sash Lift Handle(s)    | No                   |
| Screen                        | Half Screen          |
| Mesh Type                     | BetterVue Fiberglass |
| Screen(s) Applied             | No                   |
| Jambliner                     | Beige                |
| Window Opening Control Device | No                   |
| Class 5 Balance               | No                   |

### \*\*\* Species-Finish-Color \*\*\*

|                             |                       |
|-----------------------------|-----------------------|
| Change Species              | Leave All Pine        |
| Exterior Frame Finish       | K-Kron2               |
| Exterior Sash Finish        | K-Kron2               |
| Match All Exterior Colors   | Yes                   |
| Exterior Color              | Ultra Pure White      |
| Interior Frame Finish       | Colored Prefinish     |
| Interior Sash Finish        | Colored Prefinish     |
| Match All Interior Colors   | Yes                   |
| Interior Color              | Ultra Pure White      |
| Jambliner Cover             | Wood Wrapped          |
| Vertical Weatherstrip Color | Beige                 |
| Fingerjoints                | Standard Fingerjoints |

**REVIEWED**

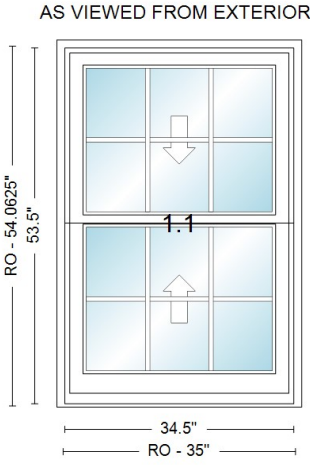
*By Michael Kyne at 1:13 am, Aug 14, 2020*



## Window and Door Details

Line Number **005-1**  
 Label **ADULT BED**  
 Product Name **Heritage Rectangle Double Hung (WDH)**  
 Configured in PK Version **644**

**Call Width** Custom  
**Call Height** Custom  
**Individual Frame Width** 34 1/2"  
**Individual Frame Height** 53 1/2"  
**Glass Width** 29"  
**Glass Height** 22 17/32"



Scaled To Fit

Quantity **(1)**  
 Cubic Feet **10.19**  
 Unit Price **\$1,804.41**  
 Extended Price **\$1,804.41**

\*\*\* Pricing Details \*\*\*

|                         |          |
|-------------------------|----------|
| Base Price              | \$581.59 |
| Lower Glass PDL         | \$178.60 |
| Upper Glass PDL         | \$178.60 |
| Screen                  | \$29.70  |
| Non-Standard Size       | \$136.89 |
| Lower Glass Glass       | \$3.69   |
| Upper Glass Glass       | \$3.69   |
| Exterior Finish         | \$270.55 |
| Screen Prep             | \$21.00  |
| Interior Finish         | \$204.97 |
| Extension Jamb          | \$57.36  |
| Lower Glass Lite Finish | \$56.93  |
| Upper Glass Lite Finish | \$56.93  |
| Installation Clips      | \$23.90  |

\*\*\* Casing-Jamb-Trim \*\*\*

Exterior Casing/Accessories Standard Brickmould  
 Back Bevel No  
 Sill Nosing Standard Sill Nosing  
 Extended Horns No  
 Apply Exterior Casing/Accessories Yes  
 Back Priming of Casing No  
 Back Priming of Frame No  
**Jamb Depth** 5 5/16"  
 Jamb Exact No  
 Jamb Applied Yes  
 Installation Clips 10 1/16" Clips  
**Kolbe Installation Consulting** No

\*\*\* Performance \*\*\*

Performance Standard Performance

\*\*\* Unit \*\*\*

Unit Type Complete Unit  
 Model Sterling  
 Production Current  
 Sash Material Wood  
 Basic Jamb Profile Beveled

\*\*\* Glass \*\*\*

Glass Thickness Double Glazed  
 Glass Solar Low-E  
 Glass Spacer Mill Finish  
 High Altitude No  
 Glass Preserve / Neat Coating Glass Preserve without Neat Coating  
 Glazing Bead Ovolo  
 Upper Glass - Glass Type Clear  
 Upper Glass - Obscure / Opaque Glass None  
 Upper Glass NOT Tempered  
 Lower Glass - Glass Type Clear  
 Lower Glass - Obscure / Opaque Glass None  
 Lower Glass NOT Tempered

\*\*\* Notes \*\*\*

**Manufacturer Note: Number of installation clips a configured for a DP20 installation design pressure recommends adding an additional 1/2" to the star opening.**

**REVIEWED**  
 By Michael Kyne at 1:13 am, Aug 14, 2020

\*\*\* Overall Dimensions \*\*\*

**Overall Frame Width** 34 1/2"  
**Overall Frame Height** 53 1/2"  
**Overall Rough Opening Width** 35"  
**Overall Rough Opening Height** 54 1/16"  
**Overall Unit Dimension Width** 36 7/8"  
**Overall Unit Dimension Height** 55 3/16"

\*\*\* Lite Divisions - Upper \*\*\*

|                        |                                  |                           |
|------------------------|----------------------------------|---------------------------|
| Lite Division          | APPROVED                         | Performance Divided Lites |
| Bar Profile - Interior | Montgomery County                | Ovolo                     |
| Bar Size               |                                  | 5/8"                      |
| Internal Spacers       | Historic Preservation Commission | Mill Finish               |
| Second Bar Size        |                                  | None                      |
| Grid Pattern           |                                  | Colonial                  |
| Colonial Division      | <i>Sandra L. Heiler</i>          | 3W2H                      |

Printed By: Steve Davis  
 Created: 7/14/2020

This report does not include Non-Kolbe Items

2020 Pricing

Window and Door Details Page 15 of 27

For warranty information please click this link or visit <https://www.kolbewindows.com/resources/warranties>



## Window and Door Details

### \*\*\* Lite Divisions - Lower \*\*\*

|                        |                           |
|------------------------|---------------------------|
| Lite Division          | Performance Divided Lites |
| Bar Profile - Interior | Ovolo                     |
| Bar Size               | 5/8"                      |
| Internal Spacers       | Mill Finish               |
| Second Bar Size        | None                      |
| Grid Pattern           | Colonial                  |
| Colonial Divison       | 3W2H                      |
| Lite Bar Alignment     | Align Vertical            |

### \*\*\* Hardware-Accessories \*\*\*

|                               |                      |
|-------------------------------|----------------------|
| Lock Style                    | Signature            |
| Hardware Color                | Clay (Rustic)        |
| Bottom Sash Lift Handle(s)    | No                   |
| Screen                        | Half Screen          |
| Mesh Type                     | BetterVue Fiberglass |
| Screen(s) Applied             | No                   |
| Jambliner                     | Beige                |
| Window Opening Control Device | No                   |
| Class 5 Balance               | No                   |

### \*\*\* Species-Finish-Color \*\*\*

|                             |                       |
|-----------------------------|-----------------------|
| Change Species              | Leave All Pine        |
| Exterior Frame Finish       | K-Kron2               |
| Exterior Sash Finish        | K-Kron2               |
| Match All Exterior Colors   | Yes                   |
| Exterior Color              | Ultra Pure White      |
| Interior Frame Finish       | Colored Prefinish     |
| Interior Sash Finish        | Colored Prefinish     |
| Match All Interior Colors   | Yes                   |
| Interior Color              | Ultra Pure White      |
| Jambliner Cover             | Wood Wrapped          |
| Vertical Weatherstrip Color | Beige                 |
| Fingerjoints                | Standard Fingerjoints |

**REVIEWED**

*By Michael Kyne at 1:13 am, Aug 14, 2020*

APPROVED

Montgomery County  
Historic Preservation Commission

*Sandra D. Heiler*

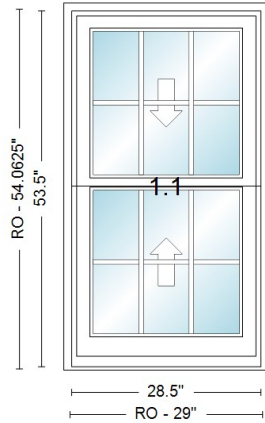


## Window and Door Details

Line Number **006-1**  
 Label **ADULT BED**  
 Product Name **Heritage Rectangle Double Hung (WDH)**  
 Configured in PK Version **644**

**Call Width** Custom  
**Call Height** Custom  
**Individual Frame Width** 28 1/2"  
**Individual Frame Height** 53 1/2"  
**Glass Width** 23"  
**Glass Height** 22 17/32"

AS VIEWED FROM EXTERIOR



Scaled To Fit

Quantity (2)  
 Cubic Feet 8.42  
 Unit Price \$1,683.45  
 Extended Price \$3,366.90

\*\*\* Pricing Details \*\*\*

Base Price \$512.06  
 Lower Glass PDL \$178.60  
 Upper Glass PDL \$178.60  
 Screen \$26.80  
 Non-Standard Size \$136.89  
 Lower Glass Glass \$2.93  
 Upper Glass Glass \$2.93  
 Exterior Finish \$246.50  
 Screen Prep \$21.00  
 Interior Finish \$186.86  
 Extension Jamb \$52.51  
 Lower Glass Lite Finish \$56.93  
 Upper Glass Lite Finish \$56.93  
 Installation Clips \$23.90

\*\*\* Notes \*\*\*

**Manufacturer Note:** Number of installation clips applied is configured for a DP20 installation design per the manufacturer's recommendations adding an additional 1/2" to the standard rough opening.

\*\*\* Overall Dimensions \*\*\*

Overall Frame Width 28 1/2"  
 Overall Frame Height 53 1/2"  
 Overall Rough Opening Width 29"  
 Overall Rough Opening Height 54 1/16"  
 Overall Unit Dimension Width 30 7/8"  
 Overall Unit Dimension Height 55 3/16"

\*\*\* Dimensions \*\*\*

\*\*\* Casing-Jambs-Trim \*\*\*  
 Exterior Casing/Accessories Standard Brickmould  
 Back Bevel No  
 Sill Nosing Standard Sill Nosing  
 Extended Horns No  
 Apply Exterior Casing/Accessories Yes  
 Back Priming of Casing No  
 Back Priming of Frame No  
**Jamb Depth** 5 5/16"  
 Jambs Exact No  
 Jambs Applied Yes  
 Installation Clips 10 1/16" Clips  
**Kolbe Installation Consulting** No

\*\*\* Performance \*\*\*

Performance Standard Performance

\*\*\* Unit \*\*\*

Unit Type Complete Unit  
 Model Sterling  
 Production Current  
 Sash Material Wood  
 Basic Jamb Profile Beveled

\*\*\* Glass \*\*\*

Glass Thickness Double Glazed  
 Glass Solar Low-E  
 Glass Spacer Mill Finish  
 High Altitude No  
 Glass Preserve / Neat Coating Glass Preserve without Neat Coating  
 Glazing Bead Ovolo  
 Upper Glass - Glass Type Clear  
 Upper Glass - Obscure / Opaque Glass None  
 Upper Glass NOT Tempered  
 Lower Glass - Glass Type Clear  
 Lower Glass - Obscure / Opaque Glass None  
 Lower Glass NOT Tempered

\*\*\* Lite Divisions - Upper \*\*\*

Lite Division APPROVED Performance Divided Lites  
 Bar Profile - interior Montgomery County Ovolo  
 Bar Size 5/8"  
 Internal Spacers Historic Preservation Commission Mill Finish  
 Second Bar Size None  
 Grid Pattern Colonial  
 Colonial Division *Sandra L. Heiler* 3W2H

REVIEWED

By Michael Kyne at 1:13 am, Aug 14, 2020



Printed By: Steve Davis

Created: 7/14/2020

This report does not include Non-Kolbe Items

2020 Pricing

Window and Door Details Page 17 of 27

For warranty information please click this link or visit <https://www.kolbewindows.com/resources/warranties>

## Window and Door Details

### \*\*\* Lite Divisions - Lower \*\*\*

|                        |                           |
|------------------------|---------------------------|
| Lite Division          | Performance Divided Lites |
| Bar Profile - Interior | Ovolo                     |
| Bar Size               | 5/8"                      |
| Internal Spacers       | Mill Finish               |
| Second Bar Size        | None                      |
| Grid Pattern           | Colonial                  |
| Colonial Divison       | 3W2H                      |
| Lite Bar Alignment     | Align Vertical            |

### \*\*\* Hardware-Accessories \*\*\*

|                               |                      |
|-------------------------------|----------------------|
| Lock Style                    | Signature            |
| Hardware Color                | Clay (Rustic)        |
| Bottom Sash Lift Handle(s)    | No                   |
| Screen                        | Half Screen          |
| Mesh Type                     | BetterVue Fiberglass |
| Screen(s) Applied             | No                   |
| Jambliner                     | Beige                |
| Window Opening Control Device | No                   |
| Class 5 Balance               | No                   |

### \*\*\* Species-Finish-Color \*\*\*

|                             |                       |
|-----------------------------|-----------------------|
| Change Species              | Leave All Pine        |
| Exterior Frame Finish       | K-Kron2               |
| Exterior Sash Finish        | K-Kron2               |
| Match All Exterior Colors   | Yes                   |
| Exterior Color              | Ultra Pure White      |
| Interior Frame Finish       | Colored Prefinish     |
| Interior Sash Finish        | Colored Prefinish     |
| Match All Interior Colors   | Yes                   |
| Interior Color              | Ultra Pure White      |
| Jambliner Cover             | Wood Wrapped          |
| Vertical Weatherstrip Color | Beige                 |
| Fingerjoints                | Standard Fingerjoints |

**REVIEWED**

*By Michael Kyne at 1:13 am, Aug 14, 2020*

APPROVED

Montgomery County  
Historic Preservation Commission

*Sandra L. Heiler*



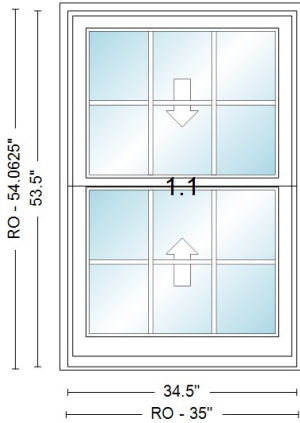
## Window and Door Details

**Line Number** 007-1  
**Label** UPSTAIRS BATH  
**Product Name** Heritage Rectangle Double Hung (WDH)  
**Configured in PK Version** 644

**Call Width** Custom  
**Call Height** Custom  
**Individual Frame Width** 34 1/2"  
**Individual Frame Height** 53 1/2"  
**Glass Width** 29"  
**Glass Height** 22 17/32"

AS VIEWED FROM EXTERIOR

Scaled To Fit



**Quantity** (1)  
**Cubic Feet** 10.19  
**Unit Price** \$1,804.41  
**Extended Price** \$1,804.41

\*\*\* Casing-Jambs-Trim \*\*\*  
 Exterior Casing/Accessories Standard Brickmould  
 Back Bevel No  
 Sill Nosing Standard Sill Nosing  
 Extended Horns No  
 Apply Exterior Casing/Accessories Yes  
 Back Priming of Casing No  
 Back Priming of Frame No  
**Jamb Depth** 5 5/16"  
 Jambs Exact No  
 Jambs Applied Yes  
 Installation Clips 10 1/16" Clips  
**Kolbe Installation Consulting** No

\*\*\* Pricing Details \*\*\*

**Base Price** \$581.59  
**Lower Glass PDL** \$178.60  
**Upper Glass PDL** \$178.60  
**Screen** \$29.70  
**Non-Standard Size** \$136.89  
**Lower Glass Glass** \$3.69  
**Upper Glass Glass** \$3.69  
**Exterior Finish** \$270.55  
**Screen Prep** \$21.00  
**Interior Finish** \$204.97  
**Extension Jamb** \$57.36  
**Lower Glass Lite Finish** \$56.93  
**Upper Glass Lite Finish** \$56.93  
**Installation Clips** \$23.90

\*\*\* Performance \*\*\*  
 Performance Standard Performance

\*\*\* Unit \*\*\*  
 Unit Type Complete Unit  
 Model Sterling  
 Production Current  
 Sash Material Wood  
 Basic Jamb Profile Beveled

\*\*\* Glass \*\*\*  
 Glass Thickness Double Glazed  
 Glass Solar Low-E  
 Glass Spacer Mill Finish  
 High Altitude No  
 Glass Preserve / Neat Coating Glass Preserve without Neat Coating  
 Glazing Bead Ovol  
 Upper Glass - Glass Type Clear  
 Upper Glass - Obscure / Opaque Glass None  
 Upper Glass NOT Tempered  
 Lower Glass - Glass Type Clear  
 Lower Glass NOT Tempered

\*\*\* Notes \*\*\*

**Manufacturer Note:** Number of installation clips applied is configured for a DP20 installation design pres recommends adding an additional 1/2" to the standard rough opening.

**REVIEWED**  
 By Michael Kyne at 1:13 am, Aug 14, 2020

\*\*\* Overall Dimensions \*\*\*

**Overall Frame Width** 34 1/2"  
**Overall Frame Height** 53 1/2"  
**Overall Rough Opening Width** 35"  
**Overall Rough Opening Height** 54 1/16"  
**Overall Unit Dimension Width** 36 7/8"  
**Overall Unit Dimension Height** 55 3/16"

\*\*\* Dimensions \*\*\*

\*\*\* Lite Divisions - Upper \*\*\*  
 Lite Division APPROVED Performance Divided Lites  
 Bar Profile - Interior Montgomery County Ovol  
 Bar Size Historic Preservation Commission 5/8"  
 Internal Spacers Mill Finish  
 Second Bar Size None  
 Grid Pattern Colonial  
 Colonial Division *Sandra L. Heiler* 3W2H



Printed By: Steve Davis  
 Created: 7/14/2020

This report does not include Non-Kolbe Items

2020 Pricing

Window and Door Details Page 19 of 27

For warranty information please click this link or visit <https://www.kolbewindows.com/resources/warranties>

## Window and Door Details

### \*\*\* Lite Divisions - Lower \*\*\*

|                        |                           |
|------------------------|---------------------------|
| Lite Division          | Performance Divided Lites |
| Bar Profile - Interior | Ovolo                     |
| Bar Size               | 5/8"                      |
| Internal Spacers       | Mill Finish               |
| Second Bar Size        | None                      |
| Grid Pattern           | Colonial                  |
| Colonial Divison       | 3W2H                      |
| Lite Bar Alignment     | Align Vertical            |

### \*\*\* Hardware-Accessories \*\*\*

|                               |                      |
|-------------------------------|----------------------|
| Lock Style                    | Signature            |
| Hardware Color                | Clay (Rustic)        |
| Bottom Sash Lift Handle(s)    | No                   |
| Screen                        | Half Screen          |
| Mesh Type                     | BetterVue Fiberglass |
| Screen(s) Applied             | No                   |
| Jambliner                     | Beige                |
| Window Opening Control Device | No                   |
| Class 5 Balance               | No                   |

### \*\*\* Species-Finish-Color \*\*\*

|                             |                       |
|-----------------------------|-----------------------|
| Change Species              | Leave All Pine        |
| Exterior Frame Finish       | K-Kron2               |
| Exterior Sash Finish        | K-Kron2               |
| Match All Exterior Colors   | Yes                   |
| Exterior Color              | Ultra Pure White      |
| Interior Frame Finish       | Colored Prefinish     |
| Interior Sash Finish        | Colored Prefinish     |
| Match All Interior Colors   | Yes                   |
| Interior Color              | Ultra Pure White      |
| Jambliner Cover             | Wood Wrapped          |
| Vertical Weatherstrip Color | Beige                 |
| Fingerjoints                | Standard Fingerjoints |

**REVIEWED**

*By Michael Kyne at 1:13 am, Aug 14, 2020*

APPROVED

Montgomery County  
Historic Preservation Commission

*Sandra D. Heiler*



## Window and Door Details

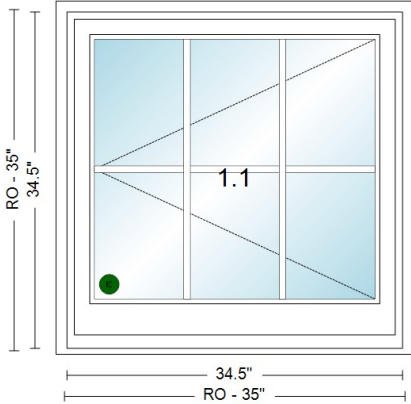
**Line Number** 008-1  
**Label** BASEMENT  
**Product Name** Heritage Rectangle Inswing Casement (WICS)  
**Configured in PK Version** 644

\*\*\* Dimensions \*\*\*

|                         |           |
|-------------------------|-----------|
| Call Width              | Custom    |
| Call Height             | Custom    |
| Individual Frame Width  | 34 1/2"   |
| Individual Frame Height | 34 1/2"   |
| Glass Width             | 29 13/16" |
| Glass Height            | 27 5/8"   |

AS VIEWED FROM EXTERIOR

Scaled To Fit



**Quantity** (1)  
**Cubic Feet** 5.87  
**Unit Price** \$1,643.26  
**Extended Price** \$1,643.26

\*\*\* Pricing Details \*\*\*

|                          |          |
|--------------------------|----------|
| Base Price               | \$468.60 |
| PDL                      | \$178.60 |
| Non-Standard Size        | \$101.40 |
| Hardware Color           | \$11.99  |
| Glass                    | \$4.67   |
| Hinge Color              | \$8.76   |
| Exterior Finish          | \$198.85 |
| Casement Unit Multiplier | \$342.58 |
| Interior Finish          | \$195.55 |
| Extension Jamb           | \$51.42  |
| Lite Finish              | \$56.93  |
| Installation Clips       | \$23.90  |

\*\*\* Notes \*\*\*

**Manufacturer Note:** Opening(s) designated by a circled 'E' meet most national building codes for emergency escape and rescue requirements. Check local codes for product specific desired application.

**Manufacturer Note:** Number of installation clips configured for a DP20 installation design product. Kolbe also recommends adding an additional 1/2" to the standard rough opening.

\*\*\* Overall Dimensions \*\*\*

|                               |           |
|-------------------------------|-----------|
| Overall Frame Width           | 34 1/2"   |
| Overall Frame Height          | 34 1/2"   |
| Overall Rough Opening Width   | 35"       |
| Overall Rough Opening Height  | 35"       |
| Overall Unit Dimension Width  | 36 3/4"   |
| Overall Unit Dimension Height | 36 15/64" |

\*\*\* Casing-Jamb-Trim \*\*\*

|                                   |                      |
|-----------------------------------|----------------------|
| Exterior Casing/Accessories       | Standard Brickmould  |
| Back Bevel                        | No                   |
| Sill Nosing                       | Standard Sill Nosing |
| Extended Horns                    | No                   |
| Apply Exterior Casing/Accessories | Yes                  |
| Back Priming of Casing            | No                   |
| Back Priming of Frame             | No                   |
| Jamb Depth                        | 5 5/16"              |
| Jamb Exact                        | No                   |
| Installation Clips                | 10 1/16" Clips       |
| Kolbe Installation Consulting     | No                   |

\*\*\* Performance \*\*\*

Performance Standard Performance

\*\*\* Unit \*\*\*

|                        |               |
|------------------------|---------------|
| Unit Type              | Complete Unit |
| Model                  | Inswing       |
| Production             | Current       |
| Clad Profile           | No            |
| Hinging (Outside View) | Left          |
| Sash Material          | Wood          |

\*\*\* Glass \*\*\*

|                               |                                     |
|-------------------------------|-------------------------------------|
| Glass Thickness               | Double Glazed                       |
| Glass                         | Solar Low-E                         |
| Glass Spacer                  | Mill Finish                         |
| High Altitude                 | No                                  |
| Glass Preserve / Neat Coating | Glass Preserve without Neat Coating |
| Glazing Bead                  | Ovolo                               |
| Glass Type                    | Clear                               |
| Obscure / Opaque Glass        | None                                |
| NOT Tempered                  |                                     |

\*\*\* Lite Divisions \*\*\*

|                           |                                  |
|---------------------------|----------------------------------|
| Performance Divided Lites |                                  |
| Bar Profile - Interior    | Ovolo                            |
| Bar Size                  | 5/8"                             |
| Internal Spacers          | APPROVED                         |
| Second Bar Size           | Montgomery County                |
| Grid Pattern              | Historic Preservation Commission |
| Colonial Division         | 3W2H                             |
| Grille Division Type      | Specified                        |

\*\*\* Hardware Accessories \*\*\*

Window Hardware Multi-Point Lock

**REVIEWED**  
 By Michael Kyne at 1:13 am, Aug 14, 2020



Printed By: Steve Davis

Created: 7/14/2020

This report does not include Non-Kolbe Items

2020 Pricing

Window and Door Details Page 21 of 27

For warranty information please click this link or visit <https://www.kolbewindows.com/resources/warranties>

## Window and Door Details

---

|                   |                      |
|-------------------|----------------------|
| Hardware Color    | Antique Brass        |
| Hinge Color       | Antique Brass        |
| Screen            | Screen               |
| Mesh Type         | BetterVue Fiberglass |
| Screen(s) Applied | No                   |

\*\*\* Species-Finish-Color \*\*\*

|                           |                       |
|---------------------------|-----------------------|
| Change Species            | Leave All Pine        |
| Exterior Frame Finish     | K-Kron2               |
| Exterior Sash Finish      | K-Kron2               |
| Match All Exterior Colors | Yes                   |
| Exterior Color            | Ultra Pure White      |
| Interior Frame Finish     | Colored Prefinish     |
| Interior Sash Finish      | Colored Prefinish     |
| Match All Interior Colors | Yes                   |
| Interior Color            | Ultra Pure White      |
| Weatherstrip Color        | Beige                 |
| Fingerjoints              | Standard Fingerjoints |

**REVIEWED**

*By Michael Kyne at 1:13 am, Aug 14, 2020*

APPROVED  
Montgomery County  
Historic Preservation Commission

*Sandra J. Heiler*



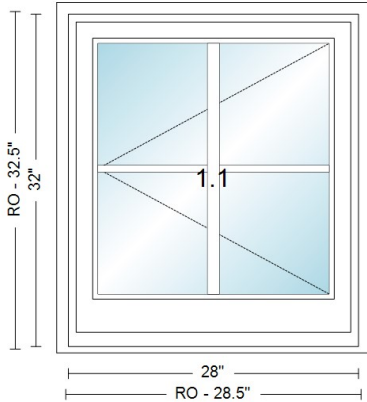
## Window and Door Details

**Line Number** 009-1  
**Label** DOWNSTAIRS  
**Product Name** Heritage Rectangle Inswing Casement (WICS)  
**Configured in PK Version** 644

**Individual Frame Width** 28"  
**Individual Frame Height** 32"  
**Glass Width** 23 5/16"  
**Glass Height** 25 1/8"

AS VIEWED FROM EXTERIOR

Scaled To Fit



**Quantity** (1)  
**Cubic Feet** 4.42  
**Unit Price** \$1,430.72  
**Extended Price** \$1,430.72

\*\*\* Casing-Jamb-Trim \*\*\*  
 Exterior Casing/Accessories Standard Brickmould  
 Back Bevel No  
 Sill Nosing Standard Sill Nosing  
 Extended Horns No  
 Apply Exterior Casing/Accessories Yes  
 Back Priming of Casing No  
 Back Priming of Frame No  
**Jamb Depth** 5 5/16"  
 Jamb Exact No  
 Installation Clips 10 1/16" Clips  
 Kolbe Installation Consulting No

\*\*\* Pricing Details \*\*\*  
**Base Price** \$426.59  
**PDL** \$119.07  
**Non-Standard Size** \$101.40  
**Hardware Color** \$11.99  
**Glass** \$3.48  
**Hinge Color** \$8.76  
**Exterior Finish** \$171.76  
**Casement Unit Multiplier** \$317.23  
**Interior Finish** \$162.96  
**Extension Jamb** \$45.63  
**Lite Finish** \$37.95  
**Installation Clips** \$23.90

\*\*\* Performance \*\*\*  
 Performance Standard Performance  
 \*\*\* Unit \*\*\*  
 Unit Type Complete Unit  
 Model Inswing  
 Production Current  
 Clad Profile No  
 Hinging (Outside View) Left  
 Sash Material Wood

\*\*\* Glass \*\*\*  
 Glass Thickness Double Glazed  
 Glass Solar Low-E  
 Glass Spacer Mill Finish  
 High Altitude No  
 Glass Preserve / Neat Coating Glass Preserve without Neat Coating  
 Glazing Bead Ovolo  
 Glass Type Clear  
 Obscure / Opaque Glass None  
 NOT Tempered

\*\*\* Notes \*\*\*  
**Manufacturer Note:** Number of installation clips applied is 10. This window is configured for a DP20 installation design per standard rough opening. We recommend adding an additional 1/2" to the opening.

**REVIEWED**  
 By Michael Kyne at 1:13 am, Aug 14, 2020

\*\*\* Overall Dimensions \*\*\*  
**Overall Frame Width** 28"  
**Overall Frame Height** 32"  
**Overall Rough Opening Width** 28 1/2"  
**Overall Rough Opening Height** 32 1/2"  
**Overall Unit Dimension Width** 30 1/4"  
**Overall Unit Dimension Height** 33 47/64"

\*\*\* Lite Divisions \*\*\*  
 Performance Divided Lites  
 Ovolo  
 Bar Size 5/8"  
 Internal Spacers APPROVED Mill Finish  
 Second Bar Size 1 1/8"  
 Grid Pattern Montgomery County Colonial  
 Colonial Division Historic Preservation Commission 2W2H  
 Grille Division Type Specified  
 Horizontal Bar Size 1 5/8"  
 Vertical Bar Size 1 1 1/8"  
 Window Hardware Multi-Point Lock  
 Hardware Color Antique Brass

\*\*\* Dimensions \*\*\*  
**Call Width** Custom  
**Call Height** Custom



## Window and Door Details

|                              |                       |
|------------------------------|-----------------------|
| Hinge Color                  | Antique Brass         |
| Screen                       | Screen                |
| Mesh Type                    | BetterVue Fiberglass  |
| Screen(s) Applied            | No                    |
| *** Species-Finish-Color *** |                       |
| Change Species               | Leave All Pine        |
| Exterior Frame Finish        | K-Kron2               |
| Exterior Sash Finish         | K-Kron2               |
| Match All Exterior Colors    | Yes                   |
| Exterior Color               | Ultra Pure White      |
| Interior Frame Finish        | Colored Prefinish     |
| Interior Sash Finish         | Colored Prefinish     |
| Match All Interior Colors    | Yes                   |
| Interior Color               | Ultra Pure White      |
| Weatherstrip Color           | Beige                 |
| Fingerjoints                 | Standard Fingerjoints |

**REVIEWED**

*By Michael Kyne at 1:13 am, Aug 14, 2020*



## Window and Door Details

**Line Number** 010-1  
**Label** BASEMENT BATH  
**Product Name** Heritage Rectangle Awning (WAW)  
**Configured in PK Version** 644

**Individual Frame Width** 30"  
**Individual Frame Height** 16"  
**Glass Width** 23 13/16"  
**Glass Height** 9 13/16"

\*\*\* Casing-Jamb-Trim \*\*\*

Exterior Casing/Accessories Standard Brickmould  
 Back Bevel No  
 Sill Nosing Standard Sill Nosing  
 Extended Horns No  
 Apply Exterior Casing/Accessories Yes  
 Back Priming of Casing No  
 Back Priming of Frame No  
**Jamb Depth** 5 5/16"  
 Jamb Exact No  
 Offset Jamb No Offset  
 Jamb Applied Yes  
 Installation Clips 10 1/16" Clips  
 Kolbe Installation Consulting No

\*\*\* Performance \*\*\*

Performance Standard Performance

\*\*\* Unit \*\*\*

Unit Type Complete Unit  
 Model Push Out  
 Production Current  
 Hinging Venting  
 Sash Material Wood

\*\*\* Glass \*\*\*

Glass Thickness Double Glazed  
 Glass Solar Low-E  
 Glass Spacer Mill Finish  
 High Altitude No  
 Glass Preserve / Neat Coating Glass Preserve without Neat Coating  
 Glazing Bead Ovolo  
 Glass Type Clear  
 Obscure / Opaque Glass None  
 NOT Tempered

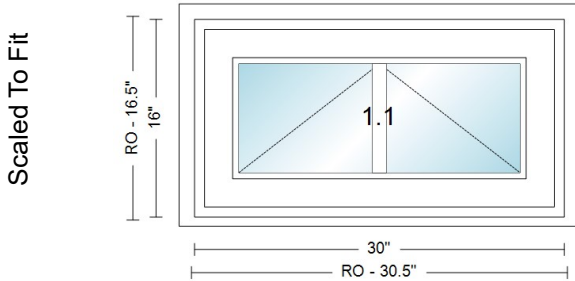
\*\*\* Lite Divisions \*\*\*

Lite Division Performance Divided Lites  
 Bar Size 1 1/8"

\*\*\* Hardware-Accessories \*\*\*

Window Hardware Single Point Lock  
 Hardware Color *Sandra L. Heiler* Natural Brass  
 Screen Swinging Screen

AS VIEWED FROM EXTERIOR



**Quantity** (1)  
**Cubic Feet** 2.37  
**Unit Price** \$1,123.57  
**Extended Price** \$1,123.57

\*\*\* Pricing Details \*\*\*

**Base Price** \$394.73  
**PDL** \$59.54  
**Screen** \$76.05  
**Non-Standard Size** \$130.37  
**Glass** \$2.39  
**Exterior Finish** \$134.64  
**Push-Out (Venting)** \$102.85  
**Interior Finish** \$105.74  
**Extension Jamb** \$27.78  
**Lite Finish** \$18.98  
**Screen Finish** \$46.61  
**Installation Clips** \$23.90

\*\*\* Notes \*\*\*

**Manufacturer Note:** Number of installation clips applied is configured for a DP20 installation design per manufacturer's instructions. We recommend adding an additional 1/2" to the rough opening.

\*\*\* Overall Dimensions \*\*\*

**Overall Frame Width** 30"  
**Overall Frame Height** 16"  
**Overall Rough Opening Width** 30 1/2"  
**Overall Rough Opening Height** 16 1/2"  
**Overall Unit Dimension Width** 32 1/2"  
**Overall Unit Dimension Height** 18"

\*\*\* Dimensions \*\*\*

**Call Width** Custom  
**Call Height** Custom

REVIEWED

By Michael Kyne at 1:13 am, Aug 14, 2020



Printed By: Steve Davis

Created: 7/14/2020

This report does not include Non-Kolbe Items

2020 Pricing

Window and Door Details Page 25 of 27

For warranty information please click this link or visit <https://www.kolbewindows.com/resources/warranties>

## Window and Door Details

|                              |                       |
|------------------------------|-----------------------|
| Mesh Type                    | BetterVue Fiberglass  |
| Screen(s) Applied            | Yes                   |
| *** Species-Finish-Color *** |                       |
| Change Species               | Leave All Pine        |
| Exterior Frame Finish        | K-Kron2               |
| Exterior Sash Finish         | K-Kron2               |
| Match All Exterior Colors    | Yes                   |
| Exterior Color               | Ultra Pure White      |
| Interior Frame Finish        | Colored Prefinish     |
| Interior Sash Finish         | Colored Prefinish     |
| Match All Interior Colors    | Yes                   |
| Interior Color               | Ultra Pure White      |
| Screen Color                 | Rustic                |
| Screen Finish                | Colored Prefinish     |
| Screen Finish Color          | Ultra Pure White      |
| Fingerjoints                 | Standard Fingerjoints |

**REVIEWED**

*By Michael Kyne at 1:13 am, Aug 14, 2020*

APPROVED

Montgomery County  
Historic Preservation Commission

*Sandra L. Heiler*



Printed By: Steve Davis

Created: 7/14/2020

This report does not include Non-Kolbe Items

2020 Pricing

Window and Door Details Page 26 of 27

For warranty information please click this link or visit <https://www.kolbewindows.com/resources/warranties>

### Notes / Totals / Signature

**Comments:**

KOLBE HERITAGE STERLING WOOD WINDOWS  
-BRICKMOLD EXTERIOR CASING  
LOW E GLASS WITH ARGON  
SDL GRILLS 5/8" PUTTY/ TRADITIONAL  
HALF SCREENS WITH BETTerview MESH  
FACTORY PAINTED EXTERIOR AND INTERIOR-COLOR TBD  
HARDWARE FINISH TBD-QUOTED STANDARD


FULL REMOVAL AND REPLACEMENT SCOPE INCLUDED  
INTERIOR TRIM STANDARD  
LEAD SAFE WINDOW AND MOULDING REPLACEMENT

|                           |                                 |                                       |                       |             |
|---------------------------|---------------------------------|---------------------------------------|-----------------------|-------------|
| <b>Total Quantity:</b> 14 | <b>Total Cubic Feet:</b> 116.34 | <b>Total Perimeter Feet:</b> 2,218.00 | <b>Sub-Total*:</b>    | \$23,486.77 |
|                           |                                 |                                       | <b>Total Tax:</b>     | \$1,409.21  |
|                           |                                 |                                       | <b>Total Freight:</b> | \$0.00      |
|                           |                                 |                                       | <b>Total Labor:</b>   | \$14,700.00 |
|                           |                                 |                                       | <b>Total Amount:</b>  | \$39,595.98 |

Total Amount includes Kolbe and/or Non-Kolbe lines if applicable

**REVIEWED**


*By Michael Kyne at 1:13 am, Aug 14, 2020*



**Signature:** \_\_\_\_\_

**Date:** \_\_\_\_\_

**Purchase Order:** \_\_\_\_\_

 Printed By: Steve Davis  
Created: 7/14/2020

2020 Pricing